



Canadian Boxed Beef Prices

The data used in the Canadian Boxed Beef Report is provided by the Agriculture and Agri-Food Canada (AAFC). It is based on negotiated prices and volume of boxed beef cuts and on average industry cutting yields. Values reflect CDN dollars per pound.

Week ending: Friday, May 31, 2019








































Exchange Rate: 1.3501

	Canadian AAA			Canadian AA/A		
	This Week	Last Week	Last Year	This Week	Last Week	Last Year
CHUCK	\$ 2.3502	\$ 2.2449	\$ 2.1898	\$ 2.2231	\$ 2.1216	\$ 2.1898
RIB	\$ 4.4204	\$ 4.4790	\$ 4.5708	\$ 4.3402	\$ 4.3705	\$ 3.9732
LOIN	\$ 4.1177	\$ 4.0779	\$ 4.1293	\$ 3.7653	\$ 3.6814	\$ 3.5047
ROUND	\$ 2.1958	\$ 2.2194	\$ 2.1728	\$ 2.1543	\$ 2.1502	\$ 2.1236
BRISKET	\$ 2.5223	\$ 2.4856	\$ 2.0931	\$ 2.5223	\$ 2.4856	\$ 2.0931
SHORT PLATE	\$ 2.2495	\$ 2.2352	\$ 2.1236	\$ 2.2495	\$ 2.2352	\$ 2.1236
FLANK	\$ 1.5022	\$ 1.5492	\$ 1.4695	\$ 1.5022	\$ 1.5492	\$ 1.4695















	USDA Choice	Canadian AAA			USDA Select	Canadian AA		
	This Week (CDN\$)	This Week	Last Week	Last Year	This Week (CDN\$)	This Week	Last Week	Last Year
Carcass Cutout	\$ 3.0161	\$ 2.9005	\$ 2.8715	\$ 2.8362	\$ 2.8251	\$ 2.7695	\$ 2.7229	\$ 2.6243
Load Count Totals		195.02	176.88	228.31				

AAA Product







	C\$	C\$(Last Wk)	C\$(Last Yr)	US\$	In C\$	Cdn-US Diff\$	Cdn Loads
Quebec Spec	n/a	n/a	+++				
Semi-Boneless	+++	+++	+++	\$ 2.1638	\$ 2.9213	\$ 1.1787	0.29
Short Cut shoulder clod	+++	+++	\$ 2.8595	\$ 2.2733	\$ 3.0692	\$ 0.0861	0.19
Clod Heart	n/a	n/a	n/a	\$ 2.5435	\$ 3.4340		
Clod Tender	+++	n/a	+++	\$ 3.4861	\$ 4.7066	\$ -0.5266	0.23
2 Piece Boneless Chuck	n/a	n/a	n/a				
Chuck Roll	+++	+++	+++	\$ 2.7057	\$ 3.6530	\$ -0.0123	2.38
Chuck Roll 0x0	n/a	n/a	+++				
Oven Ready Rib	+++	+++	+++				0.03
Bone-in Lipon Ribeye 17 up	n/a	n/a	+++	\$ 6.7413	\$ 9.1014		
Bone-in Lipon Ribeye 17 dn	+++	+++	+++	\$ 6.7413	\$ 9.1014	\$ -0.9714	2.89
Boneless Lipon Ribeye 14 up	+++	+++	+++	\$ 7.7297	\$ 10.4359	\$ 0.3141	0.24
Boneless Lipon Ribeye 14 dn	n/a	n/a	+++	\$ 7.4854	\$ 10.1060		
Back Ribs	n/a	n/a	+++	\$ 1.4880	\$ 2.0089		
Short Loin 1x0	\$ 8.0622	\$ 8.5441	\$ 9.0639	\$ 6.0550	\$ 8.1749	\$ -0.1127	1.03
Striploin 0x1 13up	\$ 9.7888	\$ 9.8728	\$ 10.6405	\$ 6.7778	\$ 9.1507	\$ 0.6381	4.72
Striploin 0x1 13dn	n/a	n/a	\$ 10.6405	\$ 6.7778	\$ 9.1507		

Top Butt 13up	\$ 4.7437	\$ 4.6159	\$ 4.8547	\$ 3.1596		\$ 4.2658	\$ 0.4779	3.37
Top Butt 13dn	n/a	n/a	\$ 4.8547	\$ 3.1596		\$ 4.2658		
PSMO Tenderloin	\$ 12.8667	\$ 12.8684	\$ 12.5095	\$ 9.6750		\$ 13.0622	\$ -0.1955	2.83
Butt Tenderloin	\$ 12.8366	\$ 12.9756	\$ 12.5881	\$ 9.7154		\$ 13.1168	\$ -0.2802	0.31
Boneless Round	n/a	n/a	n/a	\$ 2.0875		\$ 2.8183		
Inside Round 1"	n/a	n/a	n/a	\$ 2.0275		\$ 2.7373		
Inside Round	\$ 2.8588	\$ 2.9662	\$ 2.9905	\$ 2.1120		\$ 2.8514	\$ 0.0074	7.77
Outside Flat	\$ 2.9109	\$ 2.8463	\$ 2.6227	\$ 2.1773		\$ 2.9396	\$ -0.0287	7.24
Eye of round	\$ 3.3495	\$ 3.2290	\$ 3.1101	\$ 2.1834		\$ 2.9478	\$ 0.4017	3.70
Peeled Knuckle	+++	+++	+++	\$ 2.3483		\$ 3.1704	\$ -0.0504	2.87
Gooseneck	n/a	n/a	n/a	\$ 1.9669		\$ 2.6555		
AA Product								
	<u>C\$</u>	<u>C\$(Last Wk)</u>	<u>C\$(Last Yr)</u>	<u>US\$</u>		<u>In C\$</u>	<u>Cdn-US Diff\$</u>	<u>Cdn Loads</u>
Quebec Spec	n/a	n/a	+++					
Semi-Boneless	n/a	n/a	+++	\$ 2.1274		\$ 2.8722		
Short Cut shoulder clod	+++	+++	\$ 2.8595	\$ 2.2576		\$ 3.0480	\$ 0.0585	0.75
Clod Heart	n/a	n/a	n/a					
Clod Tender	+++	n/a	+++	\$ 3.0904		\$ 4.1723	\$ -0.4223	0.23
2 Piece Boneless Chuck	n/a	n/a	n/a					
Chuck Roll	+++	+++	+++	\$ 2.5656		\$ 3.4638	\$ -0.0254	0.29
Chuck Roll 0x0	n/a	n/a	+++					
Oven Ready Rib	n/a	n/a	n/a					
Bone-in Lipon Ribeye 17 up	+++	+++	+++	\$ 5.9245		\$ 7.9987	\$ 0.0917	4.20
Bone-in Lipon Ribeye 17 dn	+++	+++	+++	\$ 5.9245		\$ 7.9987	\$ -0.1967	2.44
Boneless Lipon Ribeye 14 up	+++	+++	+++	\$ 6.8668		\$ 9.2709	\$ 0.1751	0.38
Boneless Lipon Ribeye 14 dn	n/a	n/a	+++	\$ 6.6707		\$ 9.0061		
Back Ribs	+++	+++	+++	\$ 1.4880		\$ 2.0089	\$ 1.6183	0.03
Short Loin 1x0	\$ 7.2804	\$ 7.1235	\$ 6.8102	\$ 4.8949		\$ 6.6086	\$ 0.6718	4.86
Striploin 0x1 13up	\$ 7.8129	\$ 7.8932	\$ 6.9073	\$ 5.6796		\$ 7.6680	\$ 0.1449	1.90
Striploin 0x1 13dn	n/a	n/a	\$ 6.9073	\$ 5.6796		\$ 7.6680		
Top Butt 13up	\$ 4.3069	\$ 4.1404	\$ 4.4554	\$ 2.8924		\$ 3.9050	\$ 0.4019	3.27
Top Butt 13dn	n/a	n/a	\$ 4.4554	\$ 2.8924		\$ 3.9050		
PSMO Tenderloin	\$ 12.1190	\$ 12.4472	\$ 11.6935	\$ 8.7073		\$ 11.7557	\$ 0.3633	3.07
Butt Tenderloin	\$ 12.1049	\$ 12.6924	\$ 11.5112	\$ 8.6342		\$ 11.6570	\$ 0.4479	0.66
Boneless Round	n/a	n/a	n/a	\$ 2.1366		\$ 2.8846		
Inside Round 1"	n/a	n/a	n/a	\$ 2.1279		\$ 2.8729		
Inside Round	\$ 2.8564	\$ 2.8435	\$ 2.8993	\$ 2.1229		\$ 2.8661	\$ -0.0097	21.64
Outside Flat	\$ 2.8148	\$ 2.7626	\$ 2.5247	\$ 2.1949		\$ 2.9633	\$ -0.1485	6.61
Eye of round	\$ 3.0173	\$ 2.9861	\$ 3.0664	\$ 2.1958		\$ 2.9645	\$ 0.0528	2.90
Peeled Knuckle	+++	+++	+++	\$ 2.3385		\$ 3.1572	\$ -0.0672	0.75
Gooseneck	+++	+++	n/a	\$ 1.9075		\$ 2.5753	\$ -0.1387	0.01







Thin Meats (AAA/AA)

	<u>C\$</u>	<u>C\$(Last Wk)</u>	<u>C\$(Last Yr)</u>	<u>US\$</u>		<u>In C\$</u>	<u>Cdn-US Diff\$</u>	<u>Cdn Loads</u>
Chuck Tender	\$ 2.9703	\$ 2.9842	\$ 2.8523	\$ 2.2666		\$ 3.0601	\$ -0.0898	2.63
Briskets 120	\$ 3.6430	\$ 3.6132	+++	\$ 2.8635		\$ 3.8660	\$ -0.2230	2.97
Bone-in Chuck Shortrib	\$ 4.4149	\$ 4.3901	\$ 4.4141	\$ 3.2998		\$ 4.4551	\$ -0.0402	4.31
Flat Iron	\$ 4.5030	\$ 4.5426	\$ 4.7659					0.63
Blademeat	\$ 3.8049	\$ 3.9064	\$ 3.8196	\$ 2.8035		\$ 3.7850	\$ 0.0199	4.23
Bone-in Shortrib	+++	+++	+++	\$ 4.9384		\$ 6.6673	\$ 0.0727	0.32
Outside Skirt	+++	+++	+++	\$ 6.8977		\$ 9.3126	\$ -0.0002	0.01
Inside Skirt	+++	+++	+++	\$ 4.3939		\$ 5.9322	\$ 0.1185	0.01
Flapmeat	+++	+++	+++	\$ 4.8599		\$ 6.5614	\$ 0.4786	0.06
Ball Tips	+++	+++	+++	\$ 2.4168		\$ 3.2629	\$ 0.0000	0.01
Tri Tips	+++	+++	+++	\$ 4.3129		\$ 5.8228	\$ -0.0001	0.04
Flank Steak	\$ 6.4044	\$ 6.7913	\$ 6.5004	\$ 4.7011		\$ 6.3470	\$ 0.0574	1.16
Pectoral Muscle	\$ 3.6686	\$ 3.7384	+++	\$ 2.8185		\$ 3.8053	\$ -0.1367	3.78
Lointails	+++	+++	+++					2.07

Trim (AAA & AA) (Fed)

	<u>C\$</u>	<u>C\$(Last Wk)</u>	<u>C\$(Last Yr)</u>	<u>US\$</u>		<u>In C\$</u>	<u>Cdn-US Diff\$</u>	<u>Cdn Loads</u>
Fresh 50% Lean Trimmings	\$ 1.2149	\$ 1.2174	\$ 1.0419	\$ 0.8674		\$ 1.1711	\$ 0.0438	25.11
Fresh 65% Lean Trimmings	\$ 1.7973	\$ 1.7944	\$ 1.8184	\$ 1.2190		\$ 1.6458	\$ 0.1515	16.76
Fresh 75% Lean Trimmings	+++	+++	+++					0.10
Fresh 81% Lean Trimmings	+++		+++					1.93
Fresh 85% Lean Trimmings	\$ 2.7334	\$ 2.7694	\$ 2.6174	\$ 2.0014		\$ 2.7021	\$ 0.0313	15.32
Shankmeat	\$ 2.7334	\$ 2.7694	\$ 2.6174					0.01

Ground Beef

	<u>C\$</u>	<u>C\$(Last Wk)</u>	<u>C\$(Last Yr)</u>	<u>US\$</u>		<u>In C\$</u>	<u>Cdn-US Diff\$</u>	<u>Cdn Loads</u>
Extra Lean Ground Beef	+++	+++	+++					12.93
Lean Ground Beef	+++	+++	+++					2.70
Medium Ground Beef	+++	+++	+++					0.37
Regular Ground Beef	+++	+++	+++					3.45
Ground Chuck	+++	+++	+++	\$ 2.0199		\$ 2.7271	\$ -0.0001	0.01
Ground Sirloin	+++	+++	+++	\$ 3.1100		\$ 4.1988	\$ -0.0001	0.01

+++ This is suppressed data that is used in the primal and cutout calculation.

Canfax tries to provide quality information, but we make no claims, promises, or guarantees about the accuracy, completeness or adequacy of the information. Canfax does not guarantee, and accepts no legal liability arising from or connected to, the accuracy, reliability or completeness of any material contained in our publications.