



Canadian Boxed Beef Prices

The data used in the Canadian Boxed Beef Report is provided by the Agriculture and Agri-Food Canada (AAFC). It is based on negotiated prices and volume of boxed beef cuts and on average industry cutting yields. Values reflect CDN dollars per pound.

Week ending: Friday, October 26, 2018

Exchange Rate: 1.3075

	Canadian AAA			Canadian AA/A		
	This Week	Last Week	Last Year	This Week	Last Week	Last Year
CHUCK	\$ 2.1368	\$ 2.1500	\$ 2.0987	\$ 2.0396	\$ 2.0573	\$ 2.0987
RIB	\$ 4.6313	\$ 4.4830	\$ 3.9271	\$ 4.2733	\$ 4.2525	\$ 3.4140
LOIN	\$ 3.2678	\$ 3.1039	\$ 3.0714	\$ 2.9411	\$ 2.8682	\$ 2.7854
ROUND	\$ 2.1280	\$ 2.1193	\$ 2.1197	\$ 2.1610	\$ 2.1402	\$ 2.1007
BRISKET	\$ 2.2459	\$ 2.1821	\$ 1.7070	\$ 2.2459	\$ 2.1821	\$ 1.7070
SHORT PLATE	\$ 1.9105	\$ 1.8993	\$ 1.7684	\$ 1.9105	\$ 1.8993	\$ 1.7684
FLANK	\$ 1.3622	\$ 1.3622	\$ 1.2265	\$ 1.3622	\$ 1.3622	\$ 1.2265















	USDA Choice	Canadian AAA			USDA Select	Canadian AA		
	This Week (CDN\$)	This Week	Last Week	Last Year	This Week (CDN\$)	This Week	Last Week	Last Year
Carcass Cutout	\$ 2.7654	\$ 2.6230	\$ 2.5693	\$ 2.4475	\$ 2.5875	\$ 2.4914	\$ 2.4701	\$ 2.3239
Load Count Totals		240.95	219.31	226.51				

AAA Product

	C\$	C\$(Last Wk)	C\$(Last Yr)	US\$	In C\$	Cdn-US Diff\$	Cdn Loads
Quebec Spec	n/a	n/a	+++				
Semi-Boneless	+++	+++	+++	\$ 2.1935	\$ 2.8680	\$ 0.2920	0.54
Short Cut shoulder clod	+++	+++	\$ 2.5705	\$ 2.0646	\$ 2.6995	\$ 0.2967	1.48
Clod Heart	n/a	n/a	n/a	\$ 2.6088	\$ 3.4110		
Clod Tender	+++	+++	\$ 4.4281	\$ 4.1064	\$ 5.3691	\$ -0.3191	0.03
2 Piece Boneless Chuck	n/a	n/a	n/a				
Chuck Roll	+++	+++	+++	\$ 2.9786	\$ 3.8945	\$ -0.0347	3.05
Chuck Roll 0x0	n/a	n/a	+++				
Oven Ready Rib	+++	+++	+++				0.03
Bone-in Lipon Ribeye 17 up	n/a	n/a	+++	\$ 7.8309	\$ 10.2389		
Bone-in Lipon Ribeye 17 dn	+++	+++	+++	\$ 7.8309	\$ 10.2389	\$ -0.9789	2.00
Boneless Lipon Ribeye 14 up	+++	+++	+++	\$ 8.7873	\$ 11.4894	\$ -2.1494	1.44
Boneless Lipon Ribeye 14 dn	n/a	n/a	+++	\$ 9.0403	\$ 11.8202		
Back Ribs	+++	+++	+++	\$ 1.2595	\$ 1.6468	\$ 1.6111	0.01
Short Loin 1x0	\$ 6.3510	\$ 6.3989	\$ 5.9184	\$ 4.6882	\$ 6.1298	\$ 0.2212	0.33
Striploin 0x1 13up	\$ 6.6536	\$ 6.3599	\$ 6.5381	\$ 5.0299	\$ 6.5766	\$ 0.0770	4.53
Striploin 0x1 13dn	n/a	n/a	\$ 6.5381	\$ 5.0299	\$ 6.5766		

Top Butt 13up	\$ 3.7947	\$ 3.5446	\$ 3.3631	\$ 2.8051		\$ 3.6677	\$ 0.1270	4.73
Top Butt 13dn	n/a	n/a	\$ 3.3631	\$ 2.8051		\$ 3.6677		
PSMO Tenderloin	\$ 12.4036	\$ 11.6668	\$ 11.2886	\$ 11.1112		\$ 14.5279	\$ -2.1243	5.00
Butt Tenderloin	\$ 12.3113	\$ 11.4351	+++	\$ 9.9368		\$ 12.9924	\$ -0.6811	0.15
Boneless Round	n/a	n/a	n/a	\$ 2.1544		\$ 2.8169		
Inside Round 1"	n/a	n/a	+++	\$ 2.1248		\$ 2.7782		
Inside Round	\$ 2.8511	\$ 2.7789	\$ 2.7774	\$ 2.2098		\$ 2.8893	\$ -0.0382	9.23
Outside Flat	\$ 3.0450	\$ 2.9895	\$ 2.8060	\$ 2.3494		\$ 3.0718	\$ -0.0268	4.45
Eye of round	\$ 3.2533	\$ 3.2176	\$ 3.5055	\$ 2.4679		\$ 3.2268	\$ 0.0265	5.67
Peeled Knuckle	+++	+++	+++	\$ 2.3319		\$ 3.0490	\$ -0.0490	5.90
Gooseneck	n/a	n/a	+++	\$ 2.0532		\$ 2.6846		
AA Product								
	<u>C\$</u>	<u>C\$(Last Wk)</u>	<u>C\$(Last Yr)</u>	<u>US\$</u>		<u>In C\$</u>	<u>Cdn-US Diff\$</u>	<u>Cdn Loads</u>
Quebec Spec	n/a	n/a	+++					
Semi-Boneless	n/a	n/a	+++	\$ 2.1929		\$ 2.8672		
Short Cut shoulder clod	+++	+++	\$ 2.5705	\$ 2.0902		\$ 2.7329	\$ 0.1950	1.13
Clod Heart	n/a	n/a	n/a					
Clod Tender	+++	+++	\$ 4.4281	\$ 3.7797		\$ 4.9420	\$ -0.5220	0.14
2 Piece Boneless Chuck	n/a	n/a	n/a					
Chuck Roll	+++	+++	+++	\$ 2.8210		\$ 3.6885	\$ -0.0904	0.23
Chuck Roll 0x0	n/a	n/a	+++					
Oven Ready Rib	n/a	n/a	n/a					
Bone-in Lipon Ribeye 17 up	+++	+++	+++	\$ 6.8629		\$ 8.9732	\$ -1.1229	2.98
Bone-in Lipon Ribeye 17 dn	+++	+++	+++	\$ 6.8629		\$ 8.9732	\$ -1.2701	0.53
Boneless Lipon Ribeye 14 up	+++	+++	+++	\$ 7.6388		\$ 9.9877	\$ -0.6235	1.02
Boneless Lipon Ribeye 14 dn	n/a	n/a	+++	\$ 7.3725		\$ 9.6395		
Back Ribs	+++	+++	+++	\$ 1.2595		\$ 1.6468	\$ 1.6111	0.01
Short Loin 1x0	\$ 5.2013	\$ 5.2610	\$ 5.2296	\$ 3.6186		\$ 4.7313	\$ 0.4700	2.41
Striploin 0x1 13up	\$ 5.1285	\$ 5.1297	\$ 5.5210	\$ 3.6498		\$ 4.7721	\$ 0.3564	5.99
Striploin 0x1 13dn	n/a	n/a	\$ 5.5210	\$ 3.6498		\$ 4.7721		
Top Butt 13up	\$ 3.5817	\$ 3.3786	\$ 2.8506	\$ 2.6243		\$ 3.4313	\$ 0.1504	8.25
Top Butt 13dn	n/a	n/a	\$ 2.8506	\$ 2.6243		\$ 3.4313		
PSMO Tenderloin	\$ 11.4328	\$ 11.1866	\$ 10.1091	\$ 10.3487		\$ 13.5309	\$ -2.0981	3.00
Butt Tenderloin	\$ 11.6987	\$ 12.4399	+++	\$ 9.5743		\$ 12.5184	\$ -0.8197	0.33
Boneless Round	n/a	n/a	n/a					
Inside Round 1"	n/a	n/a	+++	\$ 2.1821		\$ 2.8531		
Inside Round	\$ 2.9007	\$ 2.8019	\$ 2.7644	\$ 2.2010		\$ 2.8778	\$ 0.0229	27.16
Outside Flat	\$ 3.0874	\$ 2.9995	\$ 2.7162	\$ 2.3244		\$ 3.0392	\$ 0.0482	11.43
Eye of round	\$ 3.2639	\$ 3.2230	\$ 3.3694	\$ 2.4625		\$ 3.2197	\$ 0.0442	3.96
Peeled Knuckle	+++	+++	+++	\$ 2.2975		\$ 3.0040	\$ 0.1160	1.42
Gooseneck	n/a	+++	+++	\$ 2.0435		\$ 2.6719		







Thin Meats (AAA/AA)

	<u>C\$</u>	<u>C\$(Last Wk)</u>	<u>C\$(Last Yr)</u>	<u>US\$</u>		<u>In C\$</u>	<u>Cdn-US Diff\$</u>	<u>Cdn Loads</u>
Chuck Tender	\$ 2.8439	\$ 2.8944	\$ 2.8969	\$ 2.0839		\$ 2.7247	\$ 0.1192	8.78
Briskets 120	\$ 3.2846	\$ 3.1723	\$ 2.5968	\$ 2.5295		\$ 3.3073	\$ -0.0227	2.54
Bone-in Chuck Shortrib	\$ 4.7199	\$ 4.5312	\$ 4.1799	\$ 3.3570		\$ 4.3893	\$ 0.3306	3.27
Flat Iron	\$ 4.7049	\$ 4.8744	\$ 3.9063					0.52
Blademeat	\$ 3.7921	\$ 3.6648	\$ 3.4199	\$ 2.8633		\$ 3.7438	\$ 0.0483	4.60
Bone-in Shortrib	+++	+++	+++	\$ 5.2801		\$ 6.9037	\$ -0.1537	0.04
Outside Skirt	+++	+++	+++	\$ 5.5036		\$ 7.1960	\$ 0.1940	0.01
Inside Skirt	+++	+++	+++	\$ 4.1640		\$ 5.4444	\$ 0.3356	0.01
Flapmeat	+++	+++	+++	\$ 4.5169		\$ 5.9058	\$ -0.0372	0.91
Ball Tips	+++	+++	+++	\$ 2.2122		\$ 2.8925	\$ 0.0000	0.01
Tri Tips	+++	+++	+++	\$ 3.2746		\$ 4.2815	\$ -1.1215	0.02
Flank Steak	\$ 6.0781	\$ 6.0894	\$ 5.1826	\$ 4.3826		\$ 5.7302	\$ 0.3479	1.05
Pectoral Muscle	\$ 3.7199	\$ 3.6328	\$ 3.2467	\$ 2.8917		\$ 3.7809	\$ -0.0610	4.21
Lointails	+++	n/a	+++					0.92

Trim (AAA & AA) (Fed)

	<u>C\$</u>	<u>C\$(Last Wk)</u>	<u>C\$(Last Yr)</u>	<u>US\$</u>		<u>In C\$</u>	<u>Cdn-US Diff\$</u>	<u>Cdn Loads</u>
Fresh 50% Lean Trimmings	\$ 1.0170	\$ 0.9772	\$ 0.9927	\$ 0.5465		\$ 0.7145	\$ 0.3025	32.01
Fresh 65% Lean Trimmings	\$ 1.3269	\$ 1.3228	\$ 1.8186	\$ 0.7358		\$ 0.9621	\$ 0.3648	12.00
Fresh 75% Lean Trimmings	+++	+++	+++					2.25
Fresh 85% Lean Trimmings	\$ 2.0573	\$ 2.1535	\$ 2.4792	\$ 1.4618		\$ 1.9113	\$ 0.1460	21.06
Shankmeat	\$ 2.0573	\$ 2.1535	\$ 2.4792					0.01

Ground Beef

	<u>C\$</u>	<u>C\$(Last Wk)</u>	<u>C\$(Last Yr)</u>	<u>US\$</u>		<u>In C\$</u>	<u>Cdn-US Diff\$</u>	<u>Cdn Loads</u>
Extra Lean Ground Beef	+++	+++	+++					5.25
Lean Ground Beef	+++	+++	+++					0.37
Medium Ground Beef	+++	+++	+++					18.95
Regular Ground Beef	+++	+++	+++					3.61
Ground Chuck	+++	+++	+++	\$ 1.5330		\$ 2.0044	\$ 0.2757	0.01
Ground Sirloin	+++	+++	n/a	\$ 2.9600		\$ 3.8702	\$ 0.0001	0.01

+++ This is suppressed data that is used in the primal and cutout calculation.

Canfax tries to provide quality information, but we make no claims, promises, or guarantees about the accuracy, completeness or adequacy of the information. Canfax does not guarantee, and accepts no legal liability arising from or connected to, the accuracy, reliability or completeness of any material contained in our publications.