



Canadian Boxed Beef Prices

The data used in the Canadian Boxed Beef Report is provided by the Agriculture and Agri-Food Canada (AAFC). It is based on negotiated prices and volume of boxed beef cuts and on average industry cutting yields. Values reflect CDN dollars per pound.

Week ending: Friday, July 20, 2018

Exchange Rate: 1.3256

	Canadian AAA			Canadian AA/A		
	This Week	Last Week	Last Year	This Week	Last Week	Last Year
CHUCK	\$ 2.2491	\$ 2.2531	\$ 2.0717	\$ 2.2491	\$ 2.2531	\$ 2.0708
RIB	\$ 4.1387	\$ 4.3544	\$ 3.9064	\$ 3.7802	\$ 3.8311	\$ 3.4854
LOIN	\$ 3.9520	\$ 4.0107	\$ 3.8045	\$ 3.4931	\$ 3.4901	\$ 3.1952
ROUND	\$ 2.0776	\$ 2.0620	\$ 2.3074	\$ 2.0634	\$ 2.0764	\$ 2.2745
BRISKET	\$ 2.1423	\$ 2.2149	\$ 1.7912	\$ 2.1423	\$ 2.2149	\$ 1.7912
SHORT PLATE	\$ 2.0551	\$ 1.7516	\$ 1.8284	\$ 2.0551	\$ 1.7516	\$ 1.8284
FLANK	\$ 1.4302	\$ 1.3931	\$ 1.3327	\$ 1.4302	\$ 1.3931	\$ 1.3327















	USDA Choice	Canadian AAA			USDA Select	Canadian AA		
	This Week (CDN\$)	This Week	Last Week	Last Year	This Week (CDN\$)	This Week	Last Week	Last Year
Carcass Cutout	\$ 2.7085	\$ 2.7418	\$ 2.7573	\$ 2.6470	\$ 2.6076	\$ 2.6002	\$ 2.5902	\$ 2.4618
Load Count Totals		183.21	187.25	269.67				

AAA Product







	C\$	C\$(Last Wk)	C\$(Last Yr)	US\$	In C\$	Cdn-US Diff\$	Cdn Loads
Quebec Spec	+++	+++	+++				0.01
Semi-Boneless	+++	+++	+++	\$ 2.0257	\$ 2.6853	\$ 0.6247	0.14
Short Cut shoulder clod	\$ 2.8875	\$ 2.8931	\$ 2.7016	\$ 2.0907	\$ 2.7714	\$ 0.1161	1.03
Clod Heart	n/a	n/a	n/a	\$ 2.3821	\$ 3.1577		
Clod Tender	\$ 4.2180	\$ 5.0426	\$ 4.5422	\$ 4.0169	\$ 5.3248	\$ -1.1068	0.08
2 Piece Boneless Chuck	n/a	n/a	n/a				
Chuck Roll	\$ 4.1208	\$ 4.0863	\$ 3.1448	\$ 2.9185	\$ 3.8688	\$ 0.2520	2.43
Chuck Roll 0x0	+++	+++	+++				0.01
Oven Ready Rib	+++	+++	+++				0.04
Bone-in Lipon Ribeye 17 up	+++	+++	+++	\$ 5.8288	\$ 7.7267	\$ -0.1567	0.01
Bone-in Lipon Ribeye 17 dn	+++	+++	+++	\$ 5.8288	\$ 7.7267	\$ -0.1567	6.98
Boneless Lipon Ribeye 14 up	+++	+++	+++	\$ 6.6456	\$ 8.8094	\$ 0.1406	0.42
Boneless Lipon Ribeye 14 dn	+++	+++	+++	\$ 6.6687	\$ 8.8400	\$ 0.1100	0.01
Back Ribs	+++	+++	+++	\$ 1.2046	\$ 1.5968	\$ 1.6891	0.01
Short Loin 1x0	\$ 8.2720	\$ 8.6976	\$ 7.9970	\$ 5.4132	\$ 7.1757	\$ 1.0963	3.35
Striploin 0x1 13up	\$ 9.1324	\$ 9.4249	\$ 8.2381	\$ 6.1507	\$ 8.1534	\$ 0.9790	4.90
Striploin 0x1 13dn	\$ 9.1324	\$ 9.4249	\$ 8.2381	\$ 6.1507	\$ 8.1534	\$ 0.9790	0.01

Top Butt 13up	\$ 4.7429	\$ 4.8370	\$ 5.0712	\$ 3.4442		\$ 4.5656	\$ 0.1773	2.04
Top Butt 13dn	\$ 4.7429	\$ 4.8370	\$ 5.0712	\$ 3.4442		\$ 4.5656	\$ 0.1773	0.01
PSMO Tenderloin	\$ 12.1303	\$ 12.1806	\$ 13.0523	\$ 8.9940		\$ 11.9224	\$ 0.2079	2.85
Butt Tenderloin	\$ 11.3511	\$ 11.9148	+++	\$ 8.1136		\$ 10.7554	\$ 0.5957	0.28
Boneless Round	n/a	n/a	+++	\$ 2.0837		\$ 2.7622		
Inside Round 1"	n/a	n/a	+++	\$ 1.9840		\$ 2.6300		
Inside Round	\$ 2.7175	\$ 2.6960	\$ 3.1022	\$ 2.0574		\$ 2.7273	\$ -0.0098	9.00
Outside Flat	\$ 2.7110	\$ 2.7057	\$ 2.9687	\$ 2.0531		\$ 2.7216	\$ -0.0106	4.45
Eye of round	\$ 2.9073	\$ 2.8476	\$ 3.0793	\$ 2.0886		\$ 2.7686	\$ 0.1387	3.08
Peeled Knuckle	+++	+++	+++	\$ 2.3422		\$ 3.1048	\$ -0.0148	4.73
Gooseneck	n/a	n/a	+++	\$ 1.9187		\$ 2.5434		
AA Product								
	<u>C\$</u>	<u>C\$(Last Wk)</u>	<u>C\$(Last Yr)</u>	<u>US\$</u>		<u>In C\$</u>	<u>Cdn-US Diff\$</u>	<u>Cdn Loads</u>
Quebec Spec	+++	+++	+++					0.01
Semi-Boneless	+++	+++	+++	\$ 1.9934		\$ 2.6425	\$ 0.6675	0.14
Short Cut shoulder clod	\$ 2.8875	\$ 2.8931	\$ 2.7016	\$ 2.0775		\$ 2.7539	\$ 0.1336	1.03
Clod Heart	n/a	n/a	n/a					
Clod Tender	\$ 4.2180	\$ 5.0426	\$ 4.5422	\$ 2.9281		\$ 3.8815	\$ 0.3365	0.08
2 Piece Boneless Chuck	n/a	n/a	n/a					
Chuck Roll	\$ 4.1208	\$ 4.0863	\$ 3.1448	\$ 2.8417		\$ 3.7670	\$ 0.3538	2.43
Chuck Roll 0x0	+++	+++	+++					0.01
Oven Ready Rib	n/a	n/a	+++					
Bone-in Lipon Ribeye 17 up	+++	+++	+++	\$ 5.1826		\$ 6.8701	\$ -0.0740	5.20
Bone-in Lipon Ribeye 17 dn	+++	+++	+++	\$ 5.1826		\$ 6.8701	\$ -0.2771	8.89
Boneless Lipon Ribeye 14 up	+++	+++	+++	\$ 6.2063		\$ 8.2271	\$ -0.1933	0.74
Boneless Lipon Ribeye 14 dn	+++	+++	+++	\$ 5.8331		\$ 7.7324	\$ 0.3014	0.01
Back Ribs	+++	+++	+++	\$ 1.2046		\$ 1.5968	\$ 1.6891	0.05
Short Loin 1x0	\$ 7.0167	\$ 6.8219	\$ 6.0889	\$ 5.1652		\$ 6.8470	\$ 0.1697	7.57
Striploin 0x1 13up	\$ 6.7844	\$ 7.1304	\$ 6.1289	\$ 5.3471		\$ 7.0881	\$ -0.3037	6.29
Striploin 0x1 13dn	\$ 6.7844	\$ 7.1304	\$ 6.1289	\$ 5.3471		\$ 7.0881	\$ -0.3037	0.01
Top Butt 13up	\$ 3.9866	\$ 3.9527	\$ 3.9503	\$ 3.3455		\$ 4.4348	\$ -0.4482	6.24
Top Butt 13dn	\$ 3.9866	\$ 3.9527	\$ 3.9503	\$ 3.3455		\$ 4.4348	\$ -0.4482	0.01
PSMO Tenderloin	\$ 11.4387	\$ 11.4948	\$ 11.3552	\$ 8.5667		\$ 11.3560	\$ 0.0827	3.29
Butt Tenderloin	\$ 10.7974	\$ 10.8737	+++	\$ 8.1537		\$ 10.8085	\$ -0.0111	1.09
Boneless Round	n/a	n/a	+++					
Inside Round 1"	n/a	n/a	+++	\$ 2.0001		\$ 2.6513		
Inside Round	\$ 2.7403	\$ 2.7219	\$ 3.0015	\$ 2.0772		\$ 2.7535	\$ -0.0132	21.97
Outside Flat	\$ 2.6434	\$ 2.7354	\$ 2.8403	\$ 2.0504		\$ 2.7180	\$ -0.0746	9.63
Eye of round	\$ 2.9016	\$ 2.8625	\$ 2.9882	\$ 2.1296		\$ 2.8230	\$ 0.0786	4.51
Peeled Knuckle	+++	+++	+++	\$ 2.3482		\$ 3.1128	\$ -0.1028	1.69
Gooseneck	n/a	n/a	+++	\$ 1.8163		\$ 2.4077		







Thin Meats (AAA/AA)

	<u>C\$</u>	<u>C\$(Last Wk)</u>	<u>C\$(Last Yr)</u>	<u>US\$</u>		<u>In C\$</u>	<u>Cdn-US Diff\$</u>	<u>Cdn Loads</u>
Chuck Tender	\$ 2.8022	\$ 2.9093	\$ 2.8960	\$ 2.1498		\$ 2.8498	\$ -0.0476	5.15
Briskets 120	+++	\$ 3.2212	\$ 2.7249	\$ 2.2434		\$ 2.9739	\$ 0.1304	3.35
Bone-in Chuck Shortrib	\$ 4.6998	\$ 4.7791	\$ 4.4785	\$ 3.6263		\$ 4.8070	\$ -0.1072	4.62
Flat Iron	\$ 4.5755	\$ 5.1169	\$ 3.6895					0.91
Blademeat	\$ 3.8730	\$ 3.8420	\$ 3.0353	\$ 2.8464		\$ 3.7732	\$ 0.0998	7.46
Bone-in Shortrib	+++	+++	+++	\$ 4.9066		\$ 6.5042	\$ 0.1758	0.01
Outside Skirt	+++	+++	+++	\$ 6.5638		\$ 8.7010	\$ -0.0003	0.01
Inside Skirt	+++	+++	+++	\$ 4.7016		\$ 6.2324	\$ 0.1245	0.01
Flapmeat	+++	+++	+++	\$ 4.7400		\$ 6.2833	\$ 0.0654	0.31
Ball Tips	+++	+++	+++	\$ 2.1491		\$ 2.8488	\$ 0.0000	0.01
Tri Tips	+++	+++	+++					0.21
Flank Steak	\$ 6.6066	\$ 6.3884	\$ 5.7452	\$ 5.2234		\$ 6.9241	\$ -0.3175	1.13
Pectoral Muscle	\$ 3.5752	\$ 3.5666	+++	\$ 2.7974		\$ 3.7082	\$ -0.1330	4.51
Lointails	+++	+++	+++					0.87

Trim (AAA & AA) (Fed)

	<u>C\$</u>	<u>C\$(Last Wk)</u>	<u>C\$(Last Yr)</u>	<u>US\$</u>		<u>In C\$</u>	<u>Cdn-US Diff\$</u>	<u>Cdn Loads</u>
Fresh 50% Lean Trimmings	+++	+++	\$ 1.0518	\$ 0.7110		\$ 0.9425	\$ -0.0625	6.35
Fresh 65% Lean Trimmings	+++	+++	\$ 1.8222	\$ 1.0943		\$ 1.4506	\$ -0.0206	0.17
Fresh 75% Lean Trimmings	+++	+++	+++	\$ 1.6672		\$ 2.2100	\$ -0.2150	0.01
Fresh 81% Lean Trimmings	+++	+++	+++	\$ 1.6661		\$ 2.2086	\$ 0.3514	0.01
Fresh 85% Lean Trimmings	+++	+++	\$ 2.6743	\$ 1.8566		\$ 2.4611	\$ 0.0989	11.38
Shankmeat	+++	+++	\$ 2.6743					0.01

Ground Beef

	<u>C\$</u>	<u>C\$(Last Wk)</u>	<u>C\$(Last Yr)</u>	<u>US\$</u>		<u>In C\$</u>	<u>Cdn-US Diff\$</u>	<u>Cdn Loads</u>
Extra Lean Ground Beef	+++	+++	+++					3.90
Lean Ground Beef	+++	+++	+++					0.35
Medium Ground Beef	+++	+++	+++					2.62
Regular Ground Beef	+++	+++	+++					3.08
Ground Chuck	+++	+++	+++	\$ 1.7163		\$ 2.2751	\$ -0.0744	0.01
Ground Sirloin	+++	+++	+++	\$ 2.9600		\$ 3.9238	\$ -0.0002	0.01

+++ This is suppressed data that is used in the primal and cutout calculation.

Canfax tries to provide quality information, but we make no claims, promises, or guarantees about the accuracy, completeness or adequacy of the information. Canfax does not guarantee, and accepts no legal liability arising from or connected to, the accuracy, reliability or completeness of any material contained in our publications.