



Canadian Boxed Beef Prices

The data used in the Canadian Boxed Beef Report is provided by the Agriculture and Agri-Food Canada (AAFC). It is based on negotiated prices and volume of boxed beef cuts and on average industry cutting yields. Values reflect CDN dollars per pound.

Week ending: Friday, February 8, 2019








































Exchange Rate: 1.3286

	Canadian AAA			Canadian AA/A		
	This Week	Last Week	Last Year	This Week	Last Week	Last Year
CHUCK	\$ 2.2991	\$ 2.3172	\$ 2.1941	\$ 2.2203	\$ 2.2305	\$ 2.1941
RIB	\$ 4.2228	\$ 4.3408	\$ 3.6305	\$ 4.0786	\$ 4.1185	\$ 3.5578
LOIN	\$ 3.6367	\$ 3.6719	\$ 3.2676	\$ 3.5313	\$ 3.5529	\$ 3.1568
ROUND	\$ 2.3034	\$ 2.2924	\$ 2.1676	\$ 2.2742	\$ 2.2769	\$ 2.1903
BRISKET	\$ 2.4915	\$ 2.5241	\$ 2.0271	\$ 2.4915	\$ 2.5241	\$ 2.0271
SHORT PLATE	\$ 2.2451	\$ 2.2358	\$ 1.9089	\$ 2.2451	\$ 2.2358	\$ 1.9089
FLANK	\$ 1.4331	\$ 1.4271	\$ 1.3577	\$ 1.4331	\$ 1.4271	\$ 1.3577















	USDA Choice	Canadian AAA			USDA Select	Canadian AA		
	This Week (CDN\$)	This Week	Last Week	Last Year	This Week (CDN\$)	This Week	Last Week	Last Year
Carcass Cutout	\$ 2.8812	\$ 2.7804	\$ 2.8050	\$ 2.5236	\$ 2.8209	\$ 2.7117	\$ 2.7252	\$ 2.4969
Load Count Totals		172.03	166.45	200.24				

AAA Product







	C\$	C\$(Last Wk)	C\$(Last Yr)	US\$	In C\$	Cdn-US Diff\$	Cdn Loads
Quebec Spec	n/a	n/a	+++				
Semi-Boneless	+++	+++	+++	\$ 2.3650	\$ 3.1421	\$ 1.0079	0.29
Short Cut shoulder clod	+++	+++	\$ 2.8178	\$ 2.2267	\$ 2.9584	\$ 0.1941	0.26
Clod Heart	n/a	n/a	n/a	\$ 2.7083	\$ 3.5982		
Clod Tender	+++	+++	\$ 5.7700	\$ 4.4108	\$ 5.8602	\$ -1.0202	0.13
2 Piece Boneless Chuck	n/a	n/a	n/a				
Chuck Roll	+++	+++	+++	\$ 2.8741	\$ 3.8185	\$ -0.0593	3.63
Chuck Roll 0x0	n/a	n/a	+++				
Oven Ready Rib	+++	+++	+++				0.02
Bone-in Lipon Ribeye 17 up	n/a	n/a	+++	\$ 6.4852	\$ 8.6162		
Bone-in Lipon Ribeye 17 dn	+++	+++	+++	\$ 6.4852	\$ 8.6162	\$ -1.0262	3.03
Boneless Lipon Ribeye 14 up	+++	+++	+++	\$ 7.5932	\$ 10.0883	\$ -1.2283	0.13
Boneless Lipon Ribeye 14 dn	n/a	n/a	+++	\$ 7.5736	\$ 10.0623		
Back Ribs	+++	+++	+++	\$ 1.3677	\$ 1.8171	\$ 1.6124	0.01
Short Loin 1x0	\$ 6.8425	\$ 6.7465	\$ 6.0885	\$ 5.0056	\$ 6.6504	\$ 0.1921	0.60
Striploin 0x1 13up	\$ 7.0485	\$ 7.0604	\$ 6.3705	\$ 5.4023	\$ 7.1775	\$ -0.1290	7.43
Striploin 0x1 13dn	n/a	n/a	\$ 6.3705	\$ 5.4023	\$ 7.1775		

Top Butt 13up	\$ 4.6478	\$ 4.6994	\$ 4.2222	\$ 3.6198		\$ 4.8093	\$ -0.1615	4.27
Top Butt 13dn	n/a	n/a	\$ 4.2222	\$ 3.6198		\$ 4.8093		
PSMO Tenderloin	\$ 13.0368	\$ 12.8553	\$ 11.3039	\$ 10.0179		\$ 13.3098	\$ -0.2730	2.73
Butt Tenderloin	\$ 12.2606	\$ 12.5811	\$ 11.5829	\$ 9.7897		\$ 13.0066	\$ -0.7460	0.08
Boneless Round	n/a	n/a	n/a	\$ 2.3342		\$ 3.1012		
Inside Round 1"	n/a	n/a	+++	\$ 2.1864		\$ 2.9049		
Inside Round	\$ 3.0025	\$ 3.0149	\$ 2.7627	\$ 2.2455		\$ 2.9834	\$ 0.0191	4.89
Outside Flat	\$ 3.2060	\$ 3.0757	\$ 3.0299	\$ 2.2302		\$ 2.9630	\$ 0.2430	5.71
Eye of round	\$ 3.5953	\$ 3.5489	\$ 3.2923	\$ 2.6590		\$ 3.5327	\$ 0.0626	4.80
Peeled Knuckle	+++	+++	+++	\$ 2.4668		\$ 3.2774	\$ -0.0174	4.12
Gooseneck	n/a	n/a	+++	\$ 1.9583		\$ 2.6018		
AA Product								
	<u>C\$</u>	<u>C\$(Last Wk)</u>	<u>C\$(Last Yr)</u>	<u>US\$</u>		<u>In C\$</u>	<u>Cdn-US Diff\$</u>	<u>Cdn Loads</u>
Quebec Spec	n/a	n/a	+++					
Semi-Boneless	n/a	n/a	+++	\$ 2.3241		\$ 3.0878		
Short Cut shoulder clod	+++	+++	\$ 2.8178	\$ 2.2686		\$ 3.0141	\$ 0.0988	0.55
Clod Heart	n/a	n/a	n/a					
Clod Tender	+++	+++	\$ 5.7700	\$ 4.4815		\$ 5.9541	\$ -0.1741	0.01
2 Piece Boneless Chuck	n/a	n/a	n/a					
Chuck Roll	+++	+++	+++	\$ 2.8022		\$ 3.7230	\$ -0.0957	0.09
Chuck Roll 0x0	n/a	n/a	+++					
Oven Ready Rib	n/a	n/a	n/a					
Bone-in Lipon Ribeye 17 up	+++	+++	+++	\$ 6.1821		\$ 8.2135	\$ -0.7610	1.33
Bone-in Lipon Ribeye 17 dn	+++	+++	+++	\$ 6.1821		\$ 8.2135	\$ -1.0827	3.89
Boneless Lipon Ribeye 14 up	+++	+++	+++	\$ 7.0211		\$ 9.3282	\$ -0.6848	0.52
Boneless Lipon Ribeye 14 dn	n/a	n/a	+++	\$ 6.9043		\$ 9.1731		
Back Ribs	+++	+++	+++	\$ 1.3677		\$ 1.8171	\$ 1.6124	0.04
Short Loin 1x0	\$ 6.5330	\$ 6.3615	\$ 5.7468	\$ 5.1331		\$ 6.8198	\$ -0.2868	1.50
Striploin 0x1 13up	\$ 6.7359	\$ 6.5907	\$ 5.6259	\$ 5.2138		\$ 6.9271	\$ -0.1912	1.72
Striploin 0x1 13dn	n/a	n/a	\$ 5.6259	\$ 5.2138		\$ 6.9271		
Top Butt 13up	\$ 4.5195	\$ 4.4805	\$ 4.0694	\$ 3.5546		\$ 4.7226	\$ -0.2031	1.88
Top Butt 13dn	n/a	n/a	\$ 4.0694	\$ 3.5546		\$ 4.7226		
PSMO Tenderloin	\$ 12.3320	\$ 12.4114	\$ 11.4979	\$ 9.9319		\$ 13.1955	\$ -0.8635	2.23
Butt Tenderloin	\$ 12.3155	\$ 12.4993	\$ 11.1756	\$ 9.6803		\$ 12.8612	\$ -0.5457	0.12
Boneless Round	n/a	n/a	n/a	\$ 2.1900		\$ 2.9096		
Inside Round 1"	n/a	n/a	+++	\$ 2.2248		\$ 2.9559		
Inside Round	\$ 2.9725	\$ 2.9829	\$ 2.8253	\$ 2.2370		\$ 2.9721	\$ 0.0004	15.13
Outside Flat	\$ 2.9760	\$ 2.9701	\$ 2.9566	\$ 2.2381		\$ 2.9735	\$ 0.0025	7.47
Eye of round	\$ 3.6229	\$ 3.5743	\$ 3.3868	\$ 2.6678		\$ 3.5444	\$ 0.0785	2.53
Peeled Knuckle	+++	+++	+++	\$ 2.4794		\$ 3.2941	\$ 0.0859	0.94
Gooseneck	n/a	n/a	+++	\$ 1.9733		\$ 2.6217		







Thin Meats (AAA/AA)

	<u>C\$</u>	<u>C\$(Last Wk)</u>	<u>C\$(Last Yr)</u>	<u>US\$</u>		<u>In C\$</u>	<u>Cdn-US Diff\$</u>	<u>Cdn Loads</u>
Chuck Tender	\$ 3.1760	\$ 3.1598	\$ 2.9847	\$ 2.3928		\$ 3.1791	\$ -0.0031	4.54
Briskets 120	\$ 3.6336	\$ 3.6910	\$ 2.8907	\$ 2.6551		\$ 3.5276	\$ 0.1060	0.52
Bone-in Chuck Shortrib	\$ 4.4526	\$ 4.6666	\$ 4.3383	\$ 3.2366		\$ 4.3001	\$ 0.1525	2.47
Flat Iron	\$ 4.2632	\$ 4.4309	\$ 4.2291					1.06
Blademeat	\$ 4.0024	\$ 4.0541	\$ 3.1190	\$ 3.0337		\$ 4.0306	\$ -0.0282	4.17
Bone-in Shortrib	+++	+++	+++	\$ 5.2275		\$ 6.9453	\$ 0.2147	0.01
Outside Skirt	+++	+++	+++	\$ 6.7834		\$ 9.0124	\$ -0.3724	0.01
Inside Skirt	+++	+++	+++	\$ 5.0889		\$ 6.7611	\$ 0.3089	0.01
Flapmeat	+++	+++	+++	\$ 5.0242		\$ 6.6752	\$ 0.2148	0.21
Ball Tips	+++	+++	+++	\$ 2.4854		\$ 3.3021	\$ -0.0001	0.01
Tri Tips	+++	+++	+++	\$ 3.7164		\$ 4.9376	\$ 0.5024	0.01
Flank Steak	\$ 6.3321	\$ 6.3380	\$ 5.7954	\$ 4.9351		\$ 6.5568	\$ -0.2247	0.74
Pectoral Muscle	+++	+++	\$ 3.5651	\$ 3.0451		\$ 4.0457	\$ -0.0491	3.29
Lointails	n/a	+++	+++					

Trim (AAA & AA) (Fed)

	<u>C\$</u>	<u>C\$(Last Wk)</u>	<u>C\$(Last Yr)</u>	<u>US\$</u>		<u>In C\$</u>	<u>Cdn-US Diff\$</u>	<u>Cdn Loads</u>
Fresh 50% Lean Trimmings	\$ 1.0211	\$ 1.0029	\$ 1.0457	\$ 0.6142		\$ 0.8160	\$ 0.2051	25.39
Fresh 65% Lean Trimmings	\$ 1.7921	\$ 1.7723	\$ 1.8159	\$ 1.0305		\$ 1.3691	\$ 0.4230	14.83
Fresh 75% Lean Trimmings	+++	+++	+++					0.01
Fresh 81% Lean Trimmings	+++	+++	+++	\$ 1.6892		\$ 2.2443	\$ 0.0376	2.72
Fresh 85% Lean Trimmings	\$ 2.4796	\$ 2.3969	\$ 2.5232	\$ 1.7529		\$ 2.3289	\$ 0.1507	17.20
Shankmeat	\$ 2.4796	\$ 2.3969	\$ 2.5232					0.01

Ground Beef

	<u>C\$</u>	<u>C\$(Last Wk)</u>	<u>C\$(Last Yr)</u>	<u>US\$</u>		<u>In C\$</u>	<u>Cdn-US Diff\$</u>	<u>Cdn Loads</u>
Extra Lean Ground Beef	+++	+++	+++					7.77
Lean Ground Beef	+++	+++	+++					0.19
Medium Ground Beef	+++	+++	n/a					0.68
Regular Ground Beef	+++	+++	+++					4.09
Ground Chuck	+++	+++	+++					0.01
Ground Sirloin	+++	+++	+++	\$ 3.0600		\$ 4.0655	\$ -0.0001	0.01

+++ This is suppressed data that is used in the primal and cutout calculation.

Canfax tries to provide quality information, but we make no claims, promises, or guarantees about the accuracy, completeness or adequacy of the information. Canfax does not guarantee, and accepts no legal liability arising from or connected to, the accuracy, reliability or completeness of any material contained in our publications.