



Canadian Boxed Beef Prices

The data used in the Canadian Boxed Beef Report is provided by the Agriculture and Agri-Food Canada (AAFC). It is based on negotiated prices and volume of boxed beef cuts and on average industry cutting yields. Values reflect CDN dollars per pound.

Week ending: Friday, May 17, 2019








































Exchange Rate: 1.3439

	Canadian AAA			Canadian AA/A		
	This Week	Last Week	Last Year	This Week	Last Week	Last Year
CHUCK	\$ 2.3285	\$ 2.3054	\$ 2.2355	\$ 2.2255	\$ 2.2074	\$ 2.2356
RIB	\$ 4.9698	\$ 4.9147	\$ 4.3158	\$ 4.3725	\$ 4.3442	\$ 3.9153
LOIN	\$ 4.2390	\$ 4.3644	\$ 4.0998	\$ 3.7826	\$ 3.8956	\$ 3.5088
ROUND	\$ 2.1971	\$ 2.2724	\$ 2.1961	\$ 2.1700	\$ 2.2315	\$ 2.1886
BRISKET	\$ 2.5071	\$ 2.4841	\$ 2.0640	\$ 2.5071	\$ 2.4841	\$ 2.0640
SHORT PLATE	\$ 2.2617	\$ 2.3026	\$ 2.1196	\$ 2.2617	\$ 2.3026	\$ 2.1196
FLANK	\$ 1.4652	\$ 1.4861	\$ 1.5238	\$ 1.4652	\$ 1.4861	\$ 1.5238















	USDA Choice	Canadian AAA			USDA Select	Canadian AA		
	This Week (CDN\$)	This Week	Last Week	Last Year	This Week (CDN\$)	This Week	Last Week	Last Year
Carcass Cutout	\$ 2.9597	\$ 2.9816	\$ 3.0144	\$ 2.8197	\$ 2.8008	\$ 2.7800	\$ 2.8116	\$ 2.6467
Load Count Totals		190.13	212.75	230.08				

AAA Product







	C\$	C\$(Last Wk)	C\$(Last Yr)	US\$	In C\$	Cdn-US Diff\$	Cdn Loads
Quebec Spec	n/a	n/a	+++				
Semi-Boneless	+++	+++	+++	\$ 2.1221	\$ 2.8519	\$ 1.3381	0.42
Short Cut shoulder clod	+++	+++	\$ 2.9531	\$ 2.2754	\$ 3.0579	\$ 0.1576	0.11
Clod Heart	n/a	n/a	n/a	\$ 2.4869	\$ 3.3421		
Clod Tender	+++	n/a	+++	\$ 3.3583	\$ 4.5132	\$ 0.6568	0.18
2 Piece Boneless Chuck	n/a	n/a	n/a				
Chuck Roll	+++	+++	+++	\$ 2.5820	\$ 3.4699	\$ 0.0281	5.29
Chuck Roll 0x0	n/a	n/a	+++				
Oven Ready Rib	+++	+++	+++				0.02
Bone-in Lipon Ribeye 17 up	n/a	n/a	+++	\$ 6.6089	\$ 8.8817		
Bone-in Lipon Ribeye 17 dn	+++	+++	+++	\$ 6.6089	\$ 8.8817	\$ 0.7283	2.77
Boneless Lipon Ribeye 14 up	+++	+++	+++	\$ 7.8441	\$ 10.5417	\$ 0.0883	0.19
Boneless Lipon Ribeye 14 dn	n/a	n/a	+++	\$ 7.7170	\$ 10.3709		
Back Ribs	+++	n/a	+++	\$ 1.4299	\$ 1.9216	\$ 1.6975	0.01
Short Loin 1x0	\$ 8.5880	\$ 8.6031	\$ 8.9931	\$ 5.7503	\$ 7.7278	\$ 0.8602	0.61
Striploin 0x1 13up	\$ 10.2027	\$ 10.7313	\$ 10.1665	\$ 7.4772	\$ 10.0486	\$ 0.1541	8.15
Striploin 0x1 13dn	n/a	n/a	\$ 10.1665	\$ 7.4772	\$ 10.0486		

Top Butt 13up	\$ 4.7736	\$ 4.9061	\$ 5.0472	\$ 3.2835		\$ 4.4127	\$ 0.3609	3.61
Top Butt 13dn	n/a	n/a	\$ 5.0472	\$ 3.2835		\$ 4.4127		
PSMO Tenderloin	\$ 12.9011	\$ 12.8791	\$ 12.3093	\$ 9.6603		\$ 12.9825	\$ -0.0814	4.07
Butt Tenderloin	+++	\$ 12.8826	\$ 12.0821	\$ 9.6923		\$ 13.0255	\$ -0.0308	0.10
Boneless Round	n/a	n/a	n/a	\$ 2.1112		\$ 2.8372		
Inside Round 1"	n/a	n/a	n/a	\$ 1.9903		\$ 2.6748		
Inside Round	\$ 2.9172	\$ 3.0147	\$ 3.0428	\$ 2.0454		\$ 2.7488	\$ 0.1684	7.72
Outside Flat	\$ 2.7939	\$ 2.8477	\$ 2.7193	\$ 2.0764		\$ 2.7905	\$ 0.0034	4.29
Eye of round	\$ 3.3319	\$ 3.3131	\$ 3.1304	\$ 2.1694		\$ 2.9155	\$ 0.4164	4.90
Peeled Knuckle	+++	+++	+++	\$ 2.2076		\$ 2.9668	\$ 0.2032	5.60
Gooseneck	n/a	n/a	n/a	\$ 1.9390		\$ 2.6058		
AA Product								
	<u>C\$</u>	<u>C\$(Last Wk)</u>	<u>C\$(Last Yr)</u>	<u>US\$</u>		<u>In C\$</u>	<u>Cdn-US Diff\$</u>	<u>Cdn Loads</u>
Quebec Spec	n/a	n/a	+++					
Semi-Boneless	n/a	n/a	+++	\$ 2.1830		\$ 2.9337		
Short Cut shoulder clod	+++	+++	\$ 2.9531	\$ 2.2764		\$ 3.0593	\$ 0.1100	1.94
Clod Heart	n/a	n/a	n/a					
Clod Tender	+++	n/a	+++	\$ 3.4906		\$ 4.6910	\$ 0.7590	0.02
2 Piece Boneless Chuck	n/a	n/a	n/a					
Chuck Roll	+++	+++	+++	\$ 2.4836		\$ 3.3377	\$ -0.0415	0.31
Chuck Roll 0x0	n/a	n/a	+++					
Oven Ready Rib	n/a	n/a	n/a					
Bone-in Lipon Ribeye 17 up	+++	+++	+++	\$ 6.2301		\$ 8.3726	\$ -0.3003	3.47
Bone-in Lipon Ribeye 17 dn	+++	+++	+++	\$ 6.2301		\$ 8.3726	\$ -0.3779	1.52
Boneless Lipon Ribeye 14 up	+++	+++	+++	\$ 7.0790		\$ 9.5135	\$ -0.0664	0.53
Boneless Lipon Ribeye 14 dn	n/a	n/a	+++	\$ 6.6466		\$ 8.9324		
Back Ribs	+++	+++	+++	\$ 1.4299		\$ 1.9216	\$ 1.6975	0.03
Short Loin 1x0	\$ 7.2385	\$ 7.4260	\$ 6.8117	\$ 4.8971		\$ 6.5812	\$ 0.6573	3.22
Striploin 0x1 13up	\$ 7.8618	\$ 7.6324	\$ 7.0674	\$ 5.7475		\$ 7.7241	\$ 0.1377	3.44
Striploin 0x1 13dn	n/a	n/a	\$ 7.0674	\$ 5.7475		\$ 7.7241		
Top Butt 13up	\$ 4.1692	\$ 4.3488	\$ 4.3369	\$ 3.0785		\$ 4.1372	\$ 0.0320	3.81
Top Butt 13dn	n/a	n/a	\$ 4.3369	\$ 3.0785		\$ 4.1372		
PSMO Tenderloin	\$ 12.0605	\$ 12.4907	\$ 11.6800	\$ 8.8161		\$ 11.8480	\$ 0.2125	1.24
Butt Tenderloin	+++	\$ 12.6652	\$ 11.2966	\$ 8.8035		\$ 11.8310	\$ 0.7890	0.27
Boneless Round	n/a	n/a	n/a	\$ 2.1070		\$ 2.8316		
Inside Round 1"	n/a	n/a	n/a	\$ 2.0168		\$ 2.7104		
Inside Round	\$ 2.8774	\$ 2.9300	\$ 3.0642	\$ 2.0775		\$ 2.7920	\$ 0.0854	14.62
Outside Flat	\$ 2.7992	\$ 2.8042	\$ 2.6498	\$ 2.0711		\$ 2.7834	\$ 0.0158	7.70
Eye of round	\$ 3.2433	\$ 3.2721	\$ 3.1197	\$ 2.1788		\$ 2.9281	\$ 0.3152	1.38
Peeled Knuckle	+++	+++	+++	\$ 2.1908		\$ 2.9442	\$ 0.1158	2.39
Gooseneck	n/a	n/a	n/a	\$ 1.9190		\$ 2.5789		







Thin Meats (AAA/AA)

	<u>C\$</u>	<u>C\$(Last Wk)</u>	<u>C\$(Last Yr)</u>	<u>US\$</u>		<u>In C\$</u>	<u>Cdn-US Diff\$</u>	<u>Cdn Loads</u>
Chuck Tender	\$ 3.1884	\$ 3.1100	\$ 2.8476	\$ 2.1234		\$ 2.8536	\$ 0.3348	2.37
Briskets 120	\$ 3.6219	\$ 3.5778	\$ 2.9449	\$ 2.8397		\$ 3.8163	\$ -0.1944	6.15
Bone-in Chuck Shortrib	\$ 4.5301	\$ 4.4970	\$ 4.1941	\$ 3.0626		\$ 4.1158	\$ 0.4143	3.43
Flat Iron	\$ 4.7125	\$ 4.8044	\$ 4.6561					0.59
Blademeat	\$ 3.9108	\$ 3.9346	\$ 3.6241	\$ 2.8134		\$ 3.7809	\$ 0.1299	4.80
Bone-in Shortrib	+++	+++	+++	\$ 4.9388		\$ 6.6373	\$ 0.0827	0.01
Outside Skirt	+++	+++	+++	\$ 6.9967		\$ 9.4029	\$ -0.1629	0.41
Inside Skirt	+++	+++	+++	\$ 4.3417		\$ 5.8348	\$ 0.3918	0.01
Flapmeat	+++	+++	+++	\$ 5.4058		\$ 7.2649	\$ -0.1549	0.08
Ball Tips	+++	+++	+++	\$ 2.2295		\$ 2.9962	\$ -0.0811	0.01
Tri Tips	+++	+++	+++					0.03
Flank Steak	\$ 6.2079	\$ 6.2631	\$ 6.8070	\$ 4.7389		\$ 6.3686	\$ -0.1607	1.97
Pectoral Muscle	\$ 3.6530	\$ 3.7709	\$ 3.5736	\$ 2.8237		\$ 3.7948	\$ -0.1418	5.06
Lointails	+++	+++	+++					2.03

Trim (AAA & AA) (Fed)

	<u>C\$</u>	<u>C\$(Last Wk)</u>	<u>C\$(Last Yr)</u>	<u>US\$</u>		<u>In C\$</u>	<u>Cdn-US Diff\$</u>	<u>Cdn Loads</u>
Fresh 50% Lean Trimmings	\$ 1.1899	\$ 1.2299	\$ 1.0727	\$ 0.8086		\$ 1.0867	\$ 0.1032	26.15
Fresh 65% Lean Trimmings	\$ 1.8139	\$ 1.8432	\$ 1.7500	\$ 1.2536		\$ 1.6847	\$ 0.1292	14.80
Fresh 75% Lean Trimmings	+++	+++	+++					0.01
Fresh 81% Lean Trimmings	+++	+++	+++	\$ 1.8500		\$ 2.4862	\$ 0.0835	1.74
Fresh 85% Lean Trimmings	\$ 2.7650	\$ 2.8004	\$ 2.5961	\$ 1.9912		\$ 2.6760	\$ 0.0890	14.72
Shankmeat	\$ 2.7650	+++	\$ 2.5961					0.01

Ground Beef

	<u>C\$</u>	<u>C\$(Last Wk)</u>	<u>C\$(Last Yr)</u>	<u>US\$</u>		<u>In C\$</u>	<u>Cdn-US Diff\$</u>	<u>Cdn Loads</u>
Extra Lean Ground Beef	+++	+++	+++					3.15
Lean Ground Beef	+++	+++	+++					0.56
Medium Ground Beef	+++	+++	+++					0.32
Regular Ground Beef	+++	+++	+++					7.77
Ground Chuck	+++	+++	+++	\$ 1.9843		\$ 2.6667	\$ -0.0218	0.01
Ground Sirloin	+++	+++	+++	\$ 3.1100		\$ 4.1795	\$ -0.0538	0.01

+++ This is suppressed data that is used in the primal and cutout calculation.

Canfax tries to provide quality information, but we make no claims, promises, or guarantees about the accuracy, completeness or adequacy of the information. Canfax does not guarantee, and accepts no legal liability arising from or connected to, the accuracy, reliability or completeness of any material contained in our publications.