



## Canadian Boxed Beef Prices

The data used in the Canadian Boxed Beef Report is provided by the Agriculture and Agri-Food Canada (AAFC). It is based on negotiated prices and volume of boxed beef cuts and on average industry cutting yields. Values reflect CDN dollars per pound.

Week ending: Friday, August 3, 2018








































Exchange Rate: 1.3014

	Canadian AAA			Canadian AA/A		
	This Week	Last Week	Last Year	This Week	Last Week	Last Year
CHUCK	\$ 2.2749	\$ 2.3122	\$ 2.0503	\$ 2.1942	\$ 2.2107	\$ 2.0503
RIB	\$ 4.2592	\$ 4.2804	\$ 3.8883	\$ 3.8865	\$ 3.9166	\$ 3.5681
LOIN	\$ 3.6144	\$ 3.6676	\$ 3.6275	\$ 3.3471	\$ 3.3944	\$ 3.2861
ROUND	\$ 2.1150	\$ 2.1274	\$ 2.2024	\$ 2.0933	\$ 2.1311	\$ 2.1895
BRISKET	\$ 2.1203	\$ 2.1708	\$ 1.7215	\$ 2.1203	\$ 2.1708	\$ 1.7215
SHORT PLATE	\$ 2.2371	\$ 1.9455	\$ 1.8735	\$ 2.2371	\$ 1.9455	\$ 1.8735
FLANK	\$ 1.4946	\$ 1.4999	\$ 1.2030	\$ 1.4946	\$ 1.4999	\$ 1.2030

	USDA Choice	Canadian AAA			USDA Select	Canadian AA		
	This Week (CDN\$)	This Week	Last Week	Last Year	This Week (CDN\$)	This Week	Last Week	Last Year
Carcass Cutout	\$ 2.6582	\$ 2.7137	\$ 2.7232	\$ 2.5729	\$ 2.5720	\$ 2.5857	\$ 2.5944	\$ 2.4608
Load Count Totals		241.09	227.87	262.09				















### AAA Product

	C\$	C\$(Last Wk)	C\$(Last Yr)	US\$	In C\$	Cdn-US Diff\$	Cdn Loads
Quebec Spec	n/a	n/a	+++				
Semi-Boneless	+++	+++	+++	\$ 2.1120	\$ 2.7486	\$ 0.6214	0.28
Short Cut shoulder clod	\$ 2.7952	+++	\$ 2.6403	\$ 2.1121	\$ 2.7487	\$ 0.0465	0.01
Clod Heart	n/a	n/a	n/a	\$ 2.4691	\$ 3.2133		
Clod Tender	+++	+++	\$ 4.2195	\$ 3.7525	\$ 4.8835	\$ 0.0065	0.01
2 Piece Boneless Chuck	n/a	n/a	n/a				
Chuck Roll	+++	+++	\$ 3.2425	\$ 2.9469	\$ 3.8351	\$ 0.2717	3.06
Chuck Roll 0x0	n/a	n/a	+++				
Oven Ready Rib	+++	+++	+++				0.04
Bone-in Lipon Ribeye 17 up	n/a	n/a	+++	\$ 6.0791	\$ 7.9113		
Bone-in Lipon Ribeye 17 dn	+++	+++	+++	\$ 6.0791	\$ 7.9113	\$ -0.1313	2.35
Boneless Lipon Ribeye 14 up	+++	+++	+++	\$ 7.0212	\$ 9.1374	\$ -0.4274	0.10
Boneless Lipon Ribeye 14 dn	n/a	n/a	+++	\$ 7.0728	\$ 9.2045		
Back Ribs	+++	+++	+++	\$ 1.2110	\$ 1.5760	\$ 1.6703	0.00
Short Loin 1x0	\$ 7.7153	\$ 8.0303	\$ 6.3312	\$ 5.0676	\$ 6.5950	\$ 1.1203	0.35
Striploin 0x1 13up	\$ 8.0393	\$ 7.6186	\$ 7.4838	\$ 5.1922	\$ 6.7571	\$ 1.2822	9.98
Striploin 0x1 13dn	n/a	n/a	\$ 7.4838	\$ 5.1922	\$ 6.7571		







Top Butt 13up	\$ 4.5886	\$ 4.8293	\$ 4.9135	\$ 3.2475		\$ 4.2263	\$ 0.3623	2.67
Top Butt 13dn	n/a	n/a	\$ 4.9135	\$ 3.2475		\$ 4.2263		
PSMO Tenderloin	\$ 11.9413	\$ 12.0811	\$ 12.1880	\$ 9.0949		\$ 11.8361	\$ 0.1052	4.13
Butt Tenderloin	\$ 11.2507	\$ 12.0886	+++	\$ 7.9577		\$ 10.3562	\$ 0.8945	0.17
Boneless Round	n/a	n/a	n/a	\$ 2.2433		\$ 2.9194		
Inside Round 1"	n/a	n/a	+++	\$ 2.0553		\$ 2.6748		
Inside Round	\$ 2.8071	\$ 2.8193	+++	\$ 2.0769		\$ 2.7029	\$ 0.1042	8.06
Outside Flat	\$ 2.8035	\$ 2.6922	\$ 2.8310	\$ 2.0373		\$ 2.6513	\$ 0.1522	5.69
Eye of round	\$ 2.8816	\$ 2.9279	+++	\$ 2.1026		\$ 2.7363	\$ 0.1453	5.23
Peeled Knuckle	+++	+++	+++	\$ 2.3699		\$ 3.0842	\$ 0.0758	3.75
Gooseneck	n/a	n/a	+++	\$ 1.8336		\$ 2.3862		
<b>AA Product</b>								
	<u>C\$</u>	<u>C\$(Last Wk)</u>	<u>C\$(Last Yr)</u>	<u>US\$</u>		<u>In C\$</u>	<u>Cdn-US Diff\$</u>	<u>Cdn Loads</u>
Quebec Spec	n/a	n/a	+++					
Semi-Boneless	n/a	n/a	+++	\$ 2.1075		\$ 2.7427		
Short Cut shoulder clod	\$ 2.7952	+++	\$ 2.6403	\$ 2.1383		\$ 2.7828	\$ 0.0124	0.38
Clod Heart	n/a	n/a	n/a					
Clod Tender	+++	+++	\$ 4.2195	\$ 2.9990		\$ 3.9029	\$ 0.5871	0.03
2 Piece Boneless Chuck	n/a	n/a	n/a					
Chuck Roll	+++	+++	\$ 3.2425	\$ 2.8668		\$ 3.7309	\$ 0.1152	0.61
Chuck Roll 0x0	n/a	n/a	+++					
Oven Ready Rib	n/a	n/a	+++					
Bone-in Lipon Ribeye 17 up	+++	+++	+++	\$ 5.2888		\$ 6.8828	\$ 0.1575	6.04
Bone-in Lipon Ribeye 17 dn	+++	+++	+++	\$ 5.2888		\$ 6.8828	\$ -0.1491	6.91
Boneless Lipon Ribeye 14 up	+++	+++	+++	\$ 6.1120		\$ 7.9542	\$ 0.1168	0.70
Boneless Lipon Ribeye 14 dn	n/a	n/a	+++	\$ 5.8806		\$ 7.6530		
Back Ribs	+++	+++	+++	\$ 1.2110		\$ 1.5760	\$ 1.6703	0.31
Short Loin 1x0	\$ 6.7235	\$ 6.8989	\$ 5.8914	\$ 4.9105		\$ 6.3905	\$ 0.3330	1.61
Striploin 0x1 13up	\$ 6.7383	\$ 6.8722	\$ 6.1069	\$ 5.2623		\$ 6.8484	\$ -0.1101	8.22
Striploin 0x1 13dn	n/a	n/a	\$ 6.1069	\$ 5.2623		\$ 6.8484		
Top Butt 13up	\$ 4.1364	\$ 3.8558	\$ 3.9728	\$ 3.2326		\$ 4.2069	\$ -0.0705	10.91
Top Butt 13dn	n/a	n/a	\$ 3.9728	\$ 3.2326		\$ 4.2069		
PSMO Tenderloin	\$ 11.2633	\$ 11.3755	\$ 11.2270	\$ 8.6353		\$ 11.2380	\$ 0.0253	2.40
Butt Tenderloin	\$ 11.2397	\$ 10.8976	+++	\$ 7.4447		\$ 9.6885	\$ 1.5512	0.05
Boneless Round	n/a	n/a	n/a	\$ 2.0980		\$ 2.7303		
Inside Round 1"	n/a	n/a	+++	\$ 2.0657		\$ 2.6883		
Inside Round	\$ 2.8271	\$ 2.8524	+++	\$ 2.0689		\$ 2.6925	\$ 0.1346	16.48
Outside Flat	\$ 2.6845	\$ 2.6793	\$ 2.7745	\$ 2.0409		\$ 2.6560	\$ 0.0285	8.92
Eye of round	\$ 2.8807	\$ 2.9549	+++	\$ 2.1159		\$ 2.7536	\$ 0.1271	4.55
Peeled Knuckle	+++	+++	+++	\$ 2.3672		\$ 3.0807	\$ 0.0093	1.57
Gooseneck	n/a	n/a	+++	\$ 1.8451		\$ 2.4012		

---







**Thin Meats (AAA/AA)**

	<u>C\$</u>	<u>C\$(Last Wk)</u>	<u>C\$(Last Yr)</u>	<u>US\$</u>		<u>In C\$</u>	<u>Cdn-US Diff\$</u>	<u>Cdn Loads</u>
Chuck Tender	\$ 2.7885	\$ 2.7974	\$ 2.9521	\$ 2.0915		\$ 2.7219	\$ 0.0666	3.10
Briskets 120	\$ 3.0424	\$ 3.1234	\$ 2.6021	\$ 2.1723		\$ 2.8270	\$ 0.2154	4.74
Bone-in Chuck Shortrib	\$ 4.7310	\$ 4.7977	\$ 4.3234	\$ 3.5315		\$ 4.5959	\$ 0.1351	4.83
Flat Iron	\$ 4.6655	\$ 4.7722	\$ 3.6661					1.25
Blademeat	\$ 3.7602	\$ 3.7863	\$ 2.9872	\$ 2.8615		\$ 3.7240	\$ 0.0362	6.95
Bone-in Shortrib	+++	+++	+++	\$ 4.9621		\$ 6.4577	\$ 0.3923	0.01
Outside Skirt	+++	+++	+++	\$ 6.4573		\$ 8.4035	\$ -1.7035	0.02
Inside Skirt	+++	+++	+++	\$ 4.7601		\$ 6.1948	\$ 2.2088	0.01
Flapmeat	+++	+++	+++	\$ 4.5033		\$ 5.8606	\$ 0.3015	0.48
Ball Tips	+++	+++	+++	\$ 2.1749		\$ 2.8304	\$ 0.0000	0.01
Tri Tips	+++	+++	+++	\$ 3.5149		\$ 4.5743	\$ -1.4543	0.04
Flank Steak	\$ 6.6986	\$ 6.7434	\$ 4.9161	\$ 5.3640		\$ 6.9807	\$ -0.2821	1.59
Pectoral Muscle	\$ 3.6817	\$ 3.6992	\$ 3.0598	\$ 2.8328		\$ 3.6866	\$ -0.0049	4.88
Lointails	+++	+++	+++					0.76

**Trim (AAA & AA) (Fed)**

	<u>C\$</u>	<u>C\$(Last Wk)</u>	<u>C\$(Last Yr)</u>	<u>US\$</u>		<u>In C\$</u>	<u>Cdn-US Diff\$</u>	<u>Cdn Loads</u>
Fresh 50% Lean Trimmings	\$ 1.0332	\$ 1.0318	\$ 1.0478	\$ 0.7399		\$ 0.9629	\$ 0.0703	42.25
Fresh 65% Lean Trimmings	\$ 1.7446	\$ 1.7026	\$ 1.8167	\$ 1.0835		\$ 1.4101	\$ 0.3345	12.94
Fresh 75% Lean Trimmings	\$ 2.1168	\$ 2.0958	+++					0.01
Fresh 81% Lean Trimmings	+++	+++	+++	\$ 1.6457		\$ 2.1417	\$ 0.3473	7.28
Fresh 85% Lean Trimmings	\$ 2.5517	\$ 2.5795	\$ 2.6584	\$ 1.7241		\$ 2.2437	\$ 0.3080	23.26
Shankmeat	\$ 2.5517	\$ 2.5795	\$ 2.6584					0.01

**Ground Beef**

	<u>C\$</u>	<u>C\$(Last Wk)</u>	<u>C\$(Last Yr)</u>	<u>US\$</u>		<u>In C\$</u>	<u>Cdn-US Diff\$</u>	<u>Cdn Loads</u>
Extra Lean Ground Beef	+++	+++	+++					7.34
Lean Ground Beef	+++	+++	+++					0.31
Medium Ground Beef	+++	+++	+++					0.74
Regular Ground Beef	+++	+++	+++					2.69
Ground Chuck	+++	+++	+++					0.01
Ground Sirloin	+++	+++	+++	\$ 2.9600		\$ 3.8521	\$ 0.0001	0.01

---

+++ This is suppressed data that is used in the primal and cutout calculation.

Canfax tries to provide quality information, but we make no claims, promises, or guarantees about the accuracy, completeness or adequacy of the information. Canfax does not guarantee, and accepts no legal liability arising from or connected to, the accuracy, reliability or completeness of any material contained in our publications.