



Canadian Boxed Beef Prices

The data used in the Canadian Boxed Beef Report is provided by the Agriculture and Agri-Food Canada (AAFC). It is based on negotiated prices and volume of boxed beef cuts and on average industry cutting yields. Values reflect CDN dollars per pound.

Week ending: Friday, August 31, 2018








































Exchange Rate: 1.2980

	Canadian AAA			Canadian AA/A		
	This Week	Last Week	Last Year	This Week	Last Week	Last Year
CHUCK	\$ 2.2921	\$ 2.3082	\$ 2.0376	\$ 2.1914	\$ 2.1852	\$ 2.0376
RIB	\$ 4.4129	\$ 4.2083	\$ 3.9381	\$ 4.1370	\$ 4.1383	\$ 3.2565
LOIN	\$ 3.4243	\$ 3.4799	\$ 3.1285	\$ 3.2530	\$ 3.3307	\$ 3.0091
ROUND	\$ 2.0799	\$ 2.1052	\$ 2.1173	\$ 2.0884	\$ 2.0999	\$ 2.1058
BRISKET	\$ 2.0503	\$ 2.0373	\$ 1.6651	\$ 2.0503	\$ 2.0373	\$ 1.6651
SHORT PLATE	\$ 2.0120	\$ 2.0235	\$ 1.7987	\$ 2.0120	\$ 2.0235	\$ 1.7987
FLANK	\$ 1.5428	\$ 1.5298	\$ 1.2467	\$ 1.5428	\$ 1.5298	\$ 1.2467















	USDA Choice	Canadian AAA			USDA Select	Canadian AA		
	This Week (CDN\$)	This Week	Last Week	Last Year	This Week (CDN\$)	This Week	Last Week	Last Year
Carcass Cutout	\$ 2.7521	\$ 2.6703	\$ 2.6689	\$ 2.4430	\$ 2.6379	\$ 2.5745	\$ 2.5916	\$ 2.3372
Load Count Totals		250.95	232.16	251.01				

AAA Product







	C\$	C\$(Last Wk)	C\$(Last Yr)	US\$	In C\$	Cdn-US Diff\$	Cdn Loads
Quebec Spec	n/a	n/a	+++				
Semi-Boneless	+++	+++	+++	\$ 2.1865	\$ 2.8381	\$ 0.5919	0.47
Short Cut shoulder clod	+++	+++	\$ 2.7201	\$ 2.1259	\$ 2.7594	\$ 0.2502	0.69
Clod Heart	n/a	n/a	n/a	\$ 2.3932	\$ 3.1064		
Clod Tender	+++	+++	\$ 4.4277	\$ 3.8491	\$ 4.9961	\$ -1.4161	0.35
2 Piece Boneless Chuck	n/a	n/a	n/a				
Chuck Roll	+++	+++	\$ 3.3359	\$ 2.9217	\$ 3.7924	\$ 0.1642	3.51
Chuck Roll 0x0	n/a	n/a	+++				
Oven Ready Rib	+++	+++	+++				0.03
Bone-in Lipon Ribeye 17 up	n/a	n/a	+++	\$ 6.5789	\$ 8.5394		
Bone-in Lipon Ribeye 17 dn	+++	+++	+++	\$ 6.5789	\$ 8.5394	\$ -0.3794	3.31
Boneless Lipon Ribeye 14 up	+++	+++	+++	\$ 7.6523	\$ 9.9327	\$ -0.1227	0.08
Boneless Lipon Ribeye 14 dn	n/a	n/a	+++	\$ 7.5876	\$ 9.8487		
Back Ribs	+++	+++	+++	\$ 1.2038	\$ 1.5625	\$ 1.6676	0.02
Short Loin 1x0	\$ 6.8482	\$ 7.1562	\$ 6.1126	\$ 5.0919	\$ 6.6093	\$ 0.2389	1.07
Striploin 0x1 13up	\$ 6.6706	\$ 6.8951	\$ 6.1987	\$ 5.5835	\$ 7.2474	\$ -0.5768	9.21
Striploin 0x1 13dn	n/a	n/a	\$ 6.1987	\$ 5.5835	\$ 7.2474		

Top Butt 13up	\$ 3.9887	\$ 4.3792	\$ 4.0514	\$ 2.9667		\$ 3.8508	\$ 0.1379	6.04
Top Butt 13dn	n/a	n/a	\$ 4.0514	\$ 2.9667		\$ 3.8508		
PSMO Tenderloin	\$ 11.8658	\$ 11.9834	\$ 11.2646	\$ 9.6962		\$ 12.5857	\$ -0.7199	4.97
Butt Tenderloin	\$ 11.3175	\$ 11.6328	\$ 10.6490	\$ 8.0391		\$ 10.4348	\$ 0.8827	0.10
Boneless Round	n/a	n/a	n/a	\$ 2.0775		\$ 2.6966		
Inside Round 1"	n/a	n/a	+++	\$ 2.0054		\$ 2.6030		
Inside Round	\$ 2.7690	\$ 2.8103	\$ 2.7016	\$ 2.1068		\$ 2.7346	\$ 0.0344	8.28
Outside Flat	\$ 2.6369	\$ 2.6555	\$ 2.7292	\$ 2.0299		\$ 2.6348	\$ 0.0021	6.58
Eye of round	\$ 2.9446	\$ 2.9610	\$ 3.0052	\$ 2.1785		\$ 2.8277	\$ 0.1169	5.83
Peeled Knuckle	+++	+++	+++	\$ 2.1717		\$ 2.8189	\$ 0.2611	7.43
Gooseneck	n/a	n/a	+++	\$ 1.9738		\$ 2.5620		
AA Product								
	<u>C\$</u>	<u>C\$(Last Wk)</u>	<u>C\$(Last Yr)</u>	<u>US\$</u>		<u>In C\$</u>	<u>Cdn-US Diff\$</u>	<u>Cdn Loads</u>
Quebec Spec	n/a	n/a	+++					
Semi-Boneless	n/a	n/a	+++	\$ 2.1890		\$ 2.8413		
Short Cut shoulder clod	+++	+++	\$ 2.7201	\$ 2.1855		\$ 2.8368	\$ 0.0823	2.37
Clod Heart	n/a	n/a	n/a					
Clod Tender	+++	+++	\$ 4.4277	\$ 3.1847		\$ 4.1337	\$ -0.2837	0.06
2 Piece Boneless Chuck	n/a	n/a	n/a					
Chuck Roll	+++	+++	\$ 3.3359	\$ 2.9111		\$ 3.7786	\$ -0.0815	0.19
Chuck Roll 0x0	n/a	n/a	+++					
Oven Ready Rib	+++	+++	+++					1.16
Bone-in Lipon Ribeye 17 up	+++	+++	+++	\$ 6.0794		\$ 7.8911	\$ -0.2374	3.79
Bone-in Lipon Ribeye 17 dn	+++	+++	+++	\$ 6.0794		\$ 7.8911	\$ -0.5845	4.95
Boneless Lipon Ribeye 14 up	+++	+++	+++	\$ 6.8364		\$ 8.8736	\$ -0.0329	0.63
Boneless Lipon Ribeye 14 dn	n/a	n/a	+++	\$ 6.7875		\$ 8.8102		
Back Ribs	+++	+++	+++	\$ 1.2038		\$ 1.5625	\$ 1.6676	0.03
Short Loin 1x0	\$ 5.8398	\$ 6.3337	\$ 5.3894	\$ 4.5558		\$ 5.9134	\$ -0.0736	8.21
Striploin 0x1 13up	\$ 6.0288	\$ 6.4060	\$ 5.8290	\$ 4.4205		\$ 5.7378	\$ 0.2910	1.91
Striploin 0x1 13dn	n/a	n/a	\$ 5.8290	\$ 4.4205		\$ 5.7378		
Top Butt 13up	\$ 3.9483	\$ 4.0544	\$ 3.8450	\$ 2.9861		\$ 3.8760	\$ 0.0723	12.90
Top Butt 13dn	n/a	n/a	\$ 3.8450	\$ 2.9861		\$ 3.8760		
PSMO Tenderloin	\$ 10.9803	\$ 11.4919	\$ 11.3318	\$ 8.9868		\$ 11.6649	\$ -0.6846	1.43
Butt Tenderloin	\$ 11.1405	\$ 11.1031	\$ 11.0705	\$ 7.8436		\$ 10.1810	\$ 0.9595	0.85
Boneless Round	n/a	n/a	n/a					
Inside Round 1"	n/a	n/a	+++	\$ 2.1092		\$ 2.7377		
Inside Round	\$ 2.7720	\$ 2.8114	\$ 2.6337	\$ 2.0692		\$ 2.6858	\$ 0.0862	26.55
Outside Flat	\$ 2.6705	\$ 2.6932	\$ 2.7187	\$ 1.9906		\$ 2.5838	\$ 0.0867	9.37
Eye of round	\$ 2.9307	\$ 3.0005	\$ 2.9658	\$ 2.1834		\$ 2.8341	\$ 0.0966	2.21
Peeled Knuckle	+++	+++	+++	\$ 2.2395		\$ 2.9069	\$ 0.2031	0.60
Gooseneck	n/a	n/a	+++	\$ 1.9112		\$ 2.4807		







Thin Meats (AAA/AA)

	<u>C\$</u>	<u>C\$(Last Wk)</u>	<u>C\$(Last Yr)</u>	<u>US\$</u>		<u>In C\$</u>	<u>Cdn-US Diff\$</u>	<u>Cdn Loads</u>
Chuck Tender	\$ 2.7573	\$ 2.8610	\$ 2.8721	\$ 2.1886		\$ 2.8408	\$ -0.0835	3.81
Briskets 120	\$ 2.9256	\$ 2.9054	\$ 2.5213	\$ 2.4619		\$ 3.1955	\$ -0.2699	4.96
Bone-in Chuck Shortrib	\$ 5.1229	\$ 5.1134	\$ 3.9411	\$ 3.7376		\$ 4.8514	\$ 0.2715	5.18
Flat Iron	\$ 4.7780	\$ 4.5411	\$ 3.7428					0.84
Blademeat	\$ 3.6310	\$ 3.6754	\$ 3.1672	\$ 2.7958		\$ 3.6289	\$ 0.0021	6.40
Bone-in Shortrib	+++	+++	+++	\$ 5.1200		\$ 6.6458	\$ 0.4542	0.03
Outside Skirt	+++	+++	+++	\$ 6.2856		\$ 8.1587	\$ -1.4587	0.01
Inside Skirt	+++	+++	+++	\$ 4.7092		\$ 6.1125	\$ 0.0775	3.81
Flapmeat	+++	+++	+++	\$ 5.4114		\$ 7.0240	\$ 0.5360	0.15
Ball Tips	\$ 3.4372	+++	+++	\$ 2.6480		\$ 3.4371	\$ 0.0001	0.01
Tri Tips	+++	+++	+++	\$ 3.2346		\$ 4.1985	\$ -1.0785	0.01
Flank Steak	\$ 6.9080	\$ 6.8408	\$ 5.3139	\$ 5.4827		\$ 7.1165	\$ -0.2085	0.80
Pectoral Muscle	\$ 3.5858	\$ 3.6866	\$ 3.0851	\$ 2.8038		\$ 3.6393	\$ -0.0535	5.72
Lointails	+++	+++	+++					0.86

Trim (AAA & AA) (Fed)

	<u>C\$</u>	<u>C\$(Last Wk)</u>	<u>C\$(Last Yr)</u>	<u>US\$</u>		<u>In C\$</u>	<u>Cdn-US Diff\$</u>	<u>Cdn Loads</u>
Fresh 50% Lean Trimmings	\$ 1.0999	\$ 1.0840	\$ 0.9921	\$ 0.6892		\$ 0.8946	\$ 0.2053	28.64
Fresh 65% Lean Trimmings	\$ 1.7019	\$ 1.7479	\$ 1.8087	\$ 1.1253		\$ 1.4606	\$ 0.2413	14.40
Fresh 75% Lean Trimmings	+++	+++	+++					0.01
Fresh 81% Lean Trimmings	+++	+++	+++	\$ 1.6605		\$ 2.1553	\$ 0.2458	0.01
Fresh 85% Lean Trimmings	\$ 2.4310	\$ 2.4677	\$ 2.5021	\$ 1.7201		\$ 2.2327	\$ 0.1983	16.44
Shankmeat	\$ 2.4310	\$ 2.4677	\$ 2.5021					0.01

Ground Beef

	<u>C\$</u>	<u>C\$(Last Wk)</u>	<u>C\$(Last Yr)</u>	<u>US\$</u>		<u>In C\$</u>	<u>Cdn-US Diff\$</u>	<u>Cdn Loads</u>
Extra Lean Ground Beef	+++	+++	+++					9.24
Lean Ground Beef	+++	+++	+++					0.43
Medium Ground Beef	+++	+++	+++					11.19
Regular Ground Beef	+++	+++	+++					2.83
Ground Chuck	+++	+++	+++	\$ 1.9735		\$ 2.5616	\$ 0.0001	0.01
Ground Sirloin	+++	+++	+++	\$ 2.9600		\$ 3.8421	\$ 0.0001	0.01

+++ This is suppressed data that is used in the primal and cutout calculation.

Canfax tries to provide quality information, but we make no claims, promises, or guarantees about the accuracy, completeness or adequacy of the information. Canfax does not guarantee, and accepts no legal liability arising from or connected to, the accuracy, reliability or completeness of any material contained in our publications.