



Canadian Boxed Beef Prices

The data used in the Canadian Boxed Beef Report is provided by the Agriculture and Agri-Food Canada (AAFC). It is based on negotiated prices and volume of boxed beef cuts and on average industry cutting yields. Values reflect CDN dollars per pound.

Week ending: Friday, June 7, 2019








































Exchange Rate: 1.3378

	Canadian AAA			Canadian AA/A		
	This Week	Last Week	Last Year	This Week	Last Week	Last Year
CHUCK	\$ 2.3033	\$ 2.3502	\$ 2.1687	\$ 2.2332	\$ 2.2231	\$ 2.1687
RIB	\$ 4.8506	\$ 4.4204	\$ 4.7476	\$ 4.2157	\$ 4.3402	\$ 4.0164
LOIN	\$ 3.9463	\$ 4.1177	\$ 4.3362	\$ 3.6686	\$ 3.7653	\$ 3.6110
ROUND	\$ 2.2294	\$ 2.1958	\$ 2.1361	\$ 2.1946	\$ 2.1543	\$ 2.1182
BRISKET	\$ 2.5525	\$ 2.5223	\$ 2.3146	\$ 2.5525	\$ 2.5223	\$ 2.3146
SHORT PLATE	\$ 2.2408	\$ 2.2495	\$ 2.0877	\$ 2.2408	\$ 2.2495	\$ 2.0877
FLANK	\$ 1.4977	\$ 1.5022	\$ 1.4848	\$ 1.4977	\$ 1.5022	\$ 1.4848

	USDA Choice	Canadian AAA			USDA Select	Canadian AA		
	This Week (CDN\$)	This Week	Last Week	Last Year	This Week (CDN\$)	This Week	Last Week	Last Year
Carcass Cutout	\$ 2.9775	\$ 2.9074	\$ 2.9005	\$ 2.8948	\$ 2.7702	\$ 2.7474	\$ 2.7695	\$ 2.6533
Load Count Totals		226.73	195.02	239.03				

AAA Product

	C\$	C\$(Last Wk)	C\$(Last Yr)	US\$	In C\$	Cdn-US Diff\$	Cdn Loads
Quebec Spec	n/a	n/a	+++				
Semi-Boneless	+++	+++	+++	\$ 2.1407	\$ 2.8638	\$ 0.8262	0.11
Short Cut shoulder clod	+++	+++	\$ 2.8744	\$ 2.2333	\$ 2.9877	\$ 0.1517	0.13
Clod Heart	n/a	n/a	n/a	\$ 2.5653	\$ 3.4319		
Clod Tender	+++	+++	+++	\$ 3.4461	\$ 4.6102	\$ -0.1302	0.18
2 Piece Boneless Chuck	n/a	n/a	n/a				
Chuck Roll	+++	+++	+++	\$ 2.7051	\$ 3.6189	\$ 0.0035	2.26
Chuck Roll 0x0	n/a	n/a	+++				
Oven Ready Rib	+++	+++	+++				0.02
Bone-in Lipon Ribeye 17 up	n/a	n/a	+++	\$ 6.7378	\$ 9.0138		
Bone-in Lipon Ribeye 17 dn	+++	+++	+++	\$ 6.7378	\$ 9.0138	\$ 0.2262	0.97
Boneless Lipon Ribeye 14 up	+++	+++	+++	\$ 7.8473	\$ 10.4981	\$ 0.2119	0.20
Boneless Lipon Ribeye 14 dn	n/a	n/a	+++	\$ 7.5591	\$ 10.1126		
Back Ribs	+++	n/a	+++	\$ 1.3491	\$ 1.8048	\$ 1.8042	0.01
Short Loin 1x0	\$ 8.2376	\$ 8.0622	\$ 9.9188	\$ 5.9452	\$ 7.9535	\$ 0.2841	0.59
Striploin 0x1 13up	\$ 9.3145	\$ 9.7888	\$ 10.8189	\$ 6.4609	\$ 8.6434	\$ 0.6711	5.67
Striploin 0x1 13dn	n/a	n/a	\$ 10.8189	\$ 6.4609	\$ 8.6434		

Top Butt 13up	\$ 4.2631	\$ 4.7437	\$ 5.0437	\$ 3.1901		\$ 4.2677	\$ -0.0046	3.74
Top Butt 13dn	n/a	n/a	\$ 5.0437	\$ 3.1901		\$ 4.2677		
PSMO Tenderloin	\$ 12.8944	\$ 12.8667	\$ 12.6734	\$ 9.6796		\$ 12.9494	\$ -0.0550	2.71
Butt Tenderloin	\$ 12.9877	\$ 12.8366	\$ 12.3504	\$ 9.6219		\$ 12.8722	\$ 0.1155	0.14
Boneless Round	n/a	n/a	n/a	\$ 2.1469		\$ 2.8721		
Inside Round 1"	n/a	n/a	n/a	\$ 1.9680		\$ 2.6328		
Inside Round	\$ 2.8959	\$ 2.8588	\$ 2.8874	\$ 2.0869		\$ 2.7919	\$ 0.1040	6.23
Outside Flat	\$ 2.9014	\$ 2.9109	\$ 2.6581	\$ 2.1620		\$ 2.8923	\$ 0.0091	3.95
Eye of round	\$ 3.3827	\$ 3.3495	\$ 3.0317	\$ 2.2077		\$ 2.9535	\$ 0.4292	3.03
Peeled Knuckle	+++	+++	+++	\$ 2.3494		\$ 3.1430	\$ -0.0530	3.77
Gooseneck	n/a	n/a	n/a	\$ 1.9864		\$ 2.6574		
AA Product								
	<u>C\$</u>	<u>C\$(Last Wk)</u>	<u>C\$(Last Yr)</u>	<u>US\$</u>		<u>In C\$</u>	<u>Cdn-US Diff\$</u>	<u>Cdn Loads</u>
Quebec Spec	n/a	n/a	+++					
Semi-Boneless	n/a	n/a	+++	\$ 2.1202		\$ 2.8364		
Short Cut shoulder clod	+++	+++	\$ 2.8744	\$ 2.2504		\$ 3.0106	\$ 0.0885	1.50
Clod Heart	n/a	n/a	n/a					
Clod Tender	+++	+++	+++	\$ 3.1595		\$ 4.2268	\$ 0.0232	0.40
2 Piece Boneless Chuck	n/a	n/a	n/a					
Chuck Roll	+++	+++	+++	\$ 2.6114		\$ 3.4935	\$ -0.0724	0.47
Chuck Roll 0x0	n/a	n/a	+++					
Oven Ready Rib	n/a	n/a	n/a					
Bone-in Lipon Ribeye 17 up	+++	+++	+++	\$ 5.7481		\$ 7.6898	\$ -0.3109	6.07
Bone-in Lipon Ribeye 17 dn	+++	+++	+++	\$ 5.7481		\$ 7.6898	\$ 0.0868	12.45
Boneless Lipon Ribeye 14 up	+++	+++	+++	\$ 6.8229		\$ 9.1277	\$ 0.2880	0.81
Boneless Lipon Ribeye 14 dn	n/a	n/a	+++	\$ 6.4641		\$ 8.6477		
Back Ribs	+++	+++	+++	\$ 1.3491		\$ 1.8048	\$ 1.8042	0.08
Short Loin 1x0	\$ 7.2322	\$ 7.2804	\$ 6.8613	\$ 4.8702		\$ 6.5154	\$ 0.7168	10.93
Striploin 0x1 13up	\$ 7.7078	\$ 7.8129	\$ 7.1311	\$ 5.5739		\$ 7.4568	\$ 0.2510	3.74
Striploin 0x1 13dn	n/a	n/a	\$ 7.1311	\$ 5.5739		\$ 7.4568		
Top Butt 13up	\$ 4.0412	\$ 4.3069	\$ 4.4631	\$ 2.8210		\$ 3.7739	\$ 0.2673	14.56
Top Butt 13dn	n/a	n/a	\$ 4.4631	\$ 2.8210		\$ 3.7739		
PSMO Tenderloin	\$ 12.3411	\$ 12.1190	\$ 11.2178	\$ 8.6894		\$ 11.6247	\$ 0.7164	1.97
Butt Tenderloin	\$ 12.3408	\$ 12.1049	\$ 10.9158	\$ 8.6698		\$ 11.5985	\$ 0.7423	1.15
Boneless Round	n/a	n/a	n/a	\$ 2.1483		\$ 2.8740		
Inside Round 1"	n/a	n/a	n/a	\$ 2.1295		\$ 2.8488		
Inside Round	\$ 2.8416	\$ 2.8564	\$ 2.8532	\$ 2.1115		\$ 2.8248	\$ 0.0168	18.96
Outside Flat	\$ 2.8588	\$ 2.8148	\$ 2.5930	\$ 2.1587		\$ 2.8879	\$ -0.0291	9.51
Eye of round	\$ 3.0884	\$ 3.0173	\$ 3.0310	\$ 2.1725		\$ 2.9064	\$ 0.1820	3.06
Peeled Knuckle	+++	+++	+++	\$ 2.3414		\$ 3.1323	\$ 0.0077	4.14
Gooseneck	n/a	+++	n/a	\$ 2.0096		\$ 2.6884		

Thin Meats (AAA/AA)

	<u>C\$</u>	<u>C\$(Last Wk)</u>	<u>C\$(Last Yr)</u>	<u>US\$</u>		<u>In C\$</u>	<u>Cdn-US Diff\$</u>	<u>Cdn Loads</u>
Chuck Tender	\$ 3.0009	\$ 2.9703	\$ 2.8243	\$ 2.3010		\$ 3.0783	\$ -0.0774	4.45
Briskets 120	\$ 3.6877	\$ 3.6430	\$ 3.3451	\$ 2.9001		\$ 3.8798	\$ -0.1921	3.28
Bone-in Chuck Shortrib	\$ 4.5683	\$ 4.4149	\$ 4.4870	\$ 3.1438		\$ 4.2058	\$ 0.3625	3.36
Flat Iron	\$ 4.4999	\$ 4.5030	\$ 4.1679					0.56
Blademeat	\$ 3.7830	\$ 3.8049	\$ 3.9027	\$ 2.7844		\$ 3.7250	\$ 0.0580	7.37
Bone-in Shortrib	+++	+++	+++	\$ 4.9910		\$ 6.6770	\$ 0.1130	0.31
Outside Skirt	+++	+++	+++	\$ 6.8158		\$ 9.1182	\$ -0.0001	0.01
Inside Skirt	+++	+++	+++	\$ 4.3929		\$ 5.8768	\$ 0.1175	0.01
Flapmeat	+++	+++	+++	\$ 4.7007		\$ 6.2886	\$ 0.8514	0.06
Ball Tips	+++	+++	+++	\$ 2.3555		\$ 3.1512	\$ 0.0000	0.01
Tri Tips	+++	+++	+++	\$ 4.0072		\$ 5.3608	\$ 0.0000	0.02
Flank Steak	\$ 6.3531	\$ 6.4044	\$ 6.6016	\$ 4.6829		\$ 6.2648	\$ 0.0883	2.18
Pectoral Muscle	\$ 3.7057	\$ 3.6686	\$ 3.9623	\$ 2.8219		\$ 3.7751	\$ -0.0694	4.91
Lointails	n/a	+++	+++					

Trim (AAA & AA) (Fed)

	<u>C\$</u>	<u>C\$(Last Wk)</u>	<u>C\$(Last Yr)</u>	<u>US\$</u>		<u>In C\$</u>	<u>Cdn-US Diff\$</u>	<u>Cdn Loads</u>
Fresh 50% Lean Trimmings	\$ 1.2202	\$ 1.2149	\$ 1.0419	\$ 0.9008		\$ 1.2051	\$ 0.0151	29.26
Fresh 65% Lean Trimmings	\$ 1.8467	\$ 1.7973	\$ 1.8176	\$ 1.2315		\$ 1.6475	\$ 0.1992	18.33
Fresh 75% Lean Trimmings	+++	+++	+++					0.01
Fresh 81% Lean Trimmings	+++	+++	+++	\$ 1.8400		\$ 2.4616	\$ 0.1277	1.36
Fresh 85% Lean Trimmings	\$ 2.7815	\$ 2.7334	\$ 2.5627	\$ 2.0165		\$ 2.6977	\$ 0.0838	19.67
Shankmeat	\$ 2.7815	\$ 2.7334	\$ 2.5627					0.01

Ground Beef

	<u>C\$</u>	<u>C\$(Last Wk)</u>	<u>C\$(Last Yr)</u>	<u>US\$</u>		<u>In C\$</u>	<u>Cdn-US Diff\$</u>	<u>Cdn Loads</u>
Extra Lean Ground Beef	+++	+++	+++					4.18
Lean Ground Beef	+++	+++	+++					0.16
Medium Ground Beef	+++	+++	+++					0.30
Regular Ground Beef	+++	+++	+++					3.39
Ground Chuck	+++	+++	+++	\$ 1.9785		\$ 2.6468	\$ 0.0000	0.01
Ground Sirloin	+++	+++	+++	\$ 3.1061		\$ 4.1553	\$ 0.0000	0.01

+++ This is suppressed data that is used in the primal and cutout calculation.

Canfax tries to provide quality information, but we make no claims, promises, or guarantees about the accuracy, completeness or adequacy of the information. Canfax does not guarantee, and accepts no legal liability arising from or connected to, the accuracy, reliability or completeness of any material contained in our publications.