



## Canadian Boxed Beef Prices

The data used in the Canadian Boxed Beef Report is provided by the Agriculture and Agri-Food Canada (AAFC). It is based on negotiated prices and volume of boxed beef cuts and on average industry cutting yields. Values reflect CDN dollars per pound.

Week ending: Friday, October 11, 2019

Exchange Rate: 1.3294

	Canadian AAA			Canadian AA/A		
	This Week	Last Week	Last Year	This Week	Last Week	Last Year
CHUCK	\$ 2.2203	\$ 2.3219	\$ 2.2216	\$ 2.0889	\$ 2.2324	\$ 2.0186
RIB	\$ 4.7162	\$ 4.5099	\$ 4.4954	\$ 3.5913	\$ 3.7542	\$ 4.0769
LOIN	\$ 3.4491	\$ 3.5028	\$ 3.2303	\$ 2.9682	\$ 2.9621	\$ 2.9661
ROUND	\$ 2.3561	\$ 2.3530	\$ 2.1007	\$ 2.3221	\$ 2.3360	\$ 2.1095
BRISKET	\$ 2.3139	\$ 2.2992	\$ 2.0746	\$ 2.3139	\$ 2.2992	\$ 2.0746
SHORT PLATE	\$ 1.9071	\$ 1.9650	\$ 1.8867	\$ 1.9071	\$ 1.9650	\$ 1.8867
FLANK	\$ 1.3345	\$ 1.3639	\$ 1.3764	\$ 1.3345	\$ 1.3639	\$ 1.3764

	USDA Choice	Canadian AAA			USDA Select	Canadian AA		
	This Week (CDN\$)	This Week	Last Week	Last Year	This Week (CDN\$)	This Week	Last Week	Last Year
Carcass Cutout	\$ 2.8465	\$ 2.7491	\$ 2.7708	\$ 2.6089	\$ 2.4845	\$ 2.4721	\$ 2.5394	\$ 2.4469
Load Count Totals		206.14	265.84	174.19				















### AAA Product

	C\$	C\$(Last Wk)	C\$(Last Yr)	US\$	In C\$	Cdn-US Diff\$	Cdn Loads
Quebec Spec	+++	n/a	n/a				0.24
Semi-Boneless	n/a	n/a	+++	\$ 2.2424	\$ 2.9810		
Short Cut shoulder clod	+++	+++	+++	\$ 2.2064	\$ 2.9332	\$ -0.4332	0.01
Clod Heart	n/a	n/a	n/a	\$ 3.1604	\$ 4.2014		
Clod Tender	+++	+++	+++	\$ 4.4570	\$ 5.9251	\$ -0.8351	0.02
2 Piece Boneless Chuck	n/a	n/a	n/a				
Chuck Roll	+++	+++	+++	\$ 2.7786	\$ 3.6939	\$ 0.2307	3.41
Chuck Roll 0x0	n/a	n/a	n/a				
Oven Ready Rib	+++	+++	+++				0.04
Bone-in Lipon Ribeye 17 up	n/a	n/a	n/a	\$ 7.7213	\$ 10.2647		
Bone-in Lipon Ribeye 17 dn	+++	+++	+++	\$ 7.7213	\$ 10.2647	\$ -0.9947	0.96
Boneless Lipon Ribeye 14 up	+++	+++	+++	\$ 8.7193	\$ 11.5914	\$ -1.3414	0.09
Boneless Lipon Ribeye 14 dn	n/a	n/a	n/a	\$ 8.8142	\$ 11.7176		
Back Ribs	n/a	n/a	+++	\$ 1.3436	\$ 1.7862		
Short Loin 1x0	\$ 6.6362	\$ 6.9165	\$ 6.3225	\$ 4.8769	\$ 6.4834	\$ 0.1528	0.31
Striploin 0x1 13up	\$ 6.5000	\$ 6.9227	\$ 6.6103	\$ 5.4383	\$ 7.2297	\$ -0.7297	14.18
Striploin 0x1 13dn	n/a	n/a	n/a	\$ 5.4383	\$ 7.2297		







Top Butt 13up	\$ 4.2459	\$ 4.1202	\$ 3.5506	\$ 2.9523		\$ 3.9248	\$ 0.3211	5.93
Top Butt 13dn	n/a	n/a	n/a	\$ 2.9523		\$ 3.9248		
PSMO Tenderloin	\$ 12.9877	\$ 12.5125	\$ 11.7174	\$ 10.8852		\$ 14.4708	\$ -1.4831	2.27
Butt Tenderloin	\$ 13.1976	+++	\$ 11.4508	\$ 10.3707		\$ 13.7868	\$ -0.5892	0.09
Boneless Round	n/a	n/a	n/a					
Inside Round 1"	n/a	n/a	n/a	\$ 2.1791		\$ 2.8969		
Inside Round	\$ 3.0426	\$ 2.9867	\$ 2.7446	\$ 2.2372		\$ 2.9741	\$ 0.0685	6.51
Outside Flat	\$ 3.3304	\$ 3.2530	\$ 2.9130	\$ 2.3390		\$ 3.1095	\$ 0.2209	2.77
Eye of round	\$ 3.4953	\$ 3.5754	\$ 3.1037	\$ 2.4936		\$ 3.3150	\$ 0.1803	4.29
Peeled Knuckle	+++	+++	+++	\$ 2.4357		\$ 3.2380	\$ 0.2520	5.27
Gooseneck	n/a	n/a	n/a	\$ 2.1201		\$ 2.8185		
<b>AA Product</b>								
	<u>C\$</u>	<u>C\$(Last Wk)</u>	<u>C\$(Last Yr)</u>	<u>US\$</u>		<u>In C\$</u>	<u>Cdn-US Diff\$</u>	<u>Cdn Loads</u>
Quebec Spec	n/a	n/a	n/a					
Semi-Boneless	n/a	n/a	n/a	\$ 2.2363		\$ 2.9729		
Short Cut shoulder clod	+++	+++	+++	\$ 2.2015		\$ 2.9267	\$ -0.1367	0.38
Clod Heart	n/a	n/a	n/a					
Clod Tender	+++	+++	+++	\$ 4.0239		\$ 5.3494	\$ -1.0594	0.02
2 Piece Boneless Chuck	n/a	n/a	n/a					
Chuck Roll	+++	+++	+++	\$ 2.5543		\$ 3.3957	\$ -0.0032	0.14
Chuck Roll 0x0	n/a	n/a	n/a					
Oven Ready Rib	n/a	n/a	n/a					
Bone-in Lipon Ribeye 17 up	+++	+++	+++	\$ 4.5180		\$ 6.0062	\$ 0.5792	5.09
Bone-in Lipon Ribeye 17 dn	+++	+++	+++	\$ 4.5180		\$ 6.0062	\$ -0.4091	2.00
Boneless Lipon Ribeye 14 up	+++	+++	+++	\$ 5.4701		\$ 7.2720	\$ 0.2302	0.21
Boneless Lipon Ribeye 14 dn	n/a	n/a	n/a	\$ 5.5614		\$ 7.3933		
Back Ribs	+++	+++	+++	\$ 1.3436		\$ 1.7862	\$ 1.7925	0.02
Short Loin 1x0	\$ 5.2473	\$ 5.0238	\$ 5.2717	\$ 3.4668		\$ 4.6088	\$ 0.6385	5.16
Striploin 0x1 13up	\$ 5.2496	\$ 5.0693	\$ 5.3598	\$ 3.6188		\$ 4.8108	\$ 0.4388	5.49
Striploin 0x1 13dn	n/a	n/a	n/a	\$ 3.6188		\$ 4.8108		
Top Butt 13up	\$ 3.3705	\$ 3.3517	\$ 3.4430	\$ 2.5566		\$ 3.3987	\$ -0.0282	5.89
Top Butt 13dn	n/a	n/a	n/a	\$ 2.5566		\$ 3.3987		
PSMO Tenderloin	\$ 11.1296	\$ 11.0778	\$ 11.0433	\$ 9.1219		\$ 12.1267	\$ -0.9971	2.87
Butt Tenderloin	\$ 11.0280	+++	\$ 11.2222	\$ 8.7726		\$ 11.6623	\$ -0.6343	0.77
Boneless Round	n/a	n/a	n/a					
Inside Round 1"	n/a	n/a	n/a	\$ 2.2145		\$ 2.9440		
Inside Round	\$ 3.0738	\$ 3.0644	\$ 2.7785	\$ 2.2094		\$ 2.9372	\$ 0.1366	16.88
Outside Flat	\$ 3.2152	\$ 3.1706	\$ 2.8633	\$ 2.3037		\$ 3.0625	\$ 0.1527	7.13
Eye of round	\$ 3.3252	\$ 3.4232	\$ 3.1444	\$ 2.4204		\$ 3.2177	\$ 0.1075	3.53
Peeled Knuckle	+++	+++	+++	\$ 2.4100		\$ 3.2039	\$ 0.1761	4.09
Gooseneck	n/a	n/a	+++	\$ 1.9349		\$ 2.5723		

---







**Thin Meats (AAA/AA)**

	<u>C\$</u>	<u>C\$(Last Wk)</u>	<u>C\$(Last Yr)</u>	<u>US\$</u>		<u>In C\$</u>	<u>Cdn-US Diff\$</u>	<u>Cdn Loads</u>
Chuck Tender	\$ 3.0957	\$ 3.0348	\$ 2.8156	\$ 2.3089		\$ 3.0695	\$ 0.0262	2.97
Briskets 120	\$ 3.3679	\$ 3.3219	\$ 3.0051	\$ 2.6133		\$ 3.4741	\$ -0.1062	8.56
Bone-in Chuck Shortrib	\$ 3.9128	\$ 4.0243	\$ 4.7043	\$ 2.8019		\$ 3.7248	\$ 0.1880	5.62
Flat Iron	\$ 3.3619	\$ 3.3697	\$ 4.3520					0.70
Blademeat	\$ 3.2681	\$ 3.2123	\$ 3.6114	\$ 2.4673		\$ 3.2800	\$ -0.0119	5.09
Bone-in Shortrib	+++	+++	+++	\$ 4.3977		\$ 5.8463	\$ 0.9037	0.12
Outside Skirt	+++	+++	+++	\$ 5.6804		\$ 7.5515	\$ 0.0002	0.01
Inside Skirt	+++	+++	+++	\$ 4.1367		\$ 5.4993	\$ 0.2107	0.04
Flapmeat	+++	+++	+++	\$ 4.2743		\$ 5.6823	\$ 0.0265	0.41
Ball Tips	+++	+++	+++	\$ 2.1746		\$ 2.8909	\$ 0.0001	0.01
Tri Tips	+++	+++	+++	\$ 3.4659		\$ 4.6076	\$ 0.0001	0.01
Flank Steak	\$ 5.9154	\$ 5.8778	\$ 6.2092	\$ 4.3968		\$ 5.8451	\$ 0.0703	1.28
Pectoral Muscle	\$ 3.1856	\$ 3.1862	\$ 3.5151	\$ 2.4707		\$ 3.2845	\$ -0.0989	2.10
Lointails	+++	+++	+++					0.96

**Trim (AAA & AA) (Fed)**

	<u>C\$</u>	<u>C\$(Last Wk)</u>	<u>C\$(Last Yr)</u>	<u>US\$</u>		<u>In C\$</u>	<u>Cdn-US Diff\$</u>	<u>Cdn Loads</u>
Fresh 50% Lean Trimmings	\$ 0.9257	\$ 1.0317	\$ 0.9639	\$ 0.4314		\$ 0.5735	\$ 0.3522	28.00
Fresh 65% Lean Trimmings	\$ 1.4698	\$ 1.6263	\$ 1.2913					14.76
Fresh 75% Lean Trimmings	+++	+++	+++					0.01
Fresh 81% Lean Trimmings	+++	+++	+++					4.37
Fresh 85% Lean Trimmings	\$ 2.6715	\$ 2.7730	\$ 2.1391	\$ 1.9229		\$ 2.5563	\$ 0.1152	10.17
Shankmeat	+++	+++	\$ 2.1391					0.01

**Ground Beef**

	<u>C\$</u>	<u>C\$(Last Wk)</u>	<u>C\$(Last Yr)</u>	<u>US\$</u>		<u>In C\$</u>	<u>Cdn-US Diff\$</u>	<u>Cdn Loads</u>
Extra Lean Ground Beef	+++	+++	+++					5.96
Lean Ground Beef	+++	+++	+++					0.14
Medium Ground Beef	+++	+++	+++					5.72
Regular Ground Beef	+++	+++	+++					3.03
Ground Chuck	+++	+++	+++	\$ 1.8594		\$ 2.4719	\$ 0.0000	0.01
Ground Sirloin	+++	+++	+++	\$ 3.0652		\$ 4.0749	\$ 0.0001	0.01

---

+++ This is suppressed data that is used in the primal and cutout calculation.

Canfax tries to provide quality information, but we make no claims, promises, or guarantees about the accuracy, completeness or adequacy of the information. Canfax does not guarantee, and accepts no legal liability arising from or connected to, the accuracy, reliability or completeness of any material contained in our publications.