



Canadian Boxed Beef Prices

The data used in the Canadian Boxed Beef Report is provided by the Agriculture and Agri-Food Canada (AAFC). It is based on negotiated prices and volume of boxed beef cuts and on average industry cutting yields. Values reflect CDN dollars per pound.

Week ending: Friday, October 25, 2019








































Exchange Rate: 1.3075

	Canadian AAA			Canadian AA/A		
	This Week	Last Week	Last Year	This Week	Last Week	Last Year
CHUCK	\$ 2.2553	\$ 2.2656	\$ 2.1368	\$ 2.1381	\$ 2.1110	\$ 2.0396
RIB	\$ 4.8444	\$ 4.8173	\$ 4.6313	\$ 3.9264	\$ 3.3958	\$ 4.2733
LOIN	\$ 3.4405	\$ 3.4521	\$ 3.2678	\$ 2.9751	\$ 2.9659	\$ 2.9411
ROUND	\$ 2.2786	\$ 2.3049	\$ 2.1280	\$ 2.2593	\$ 2.2832	\$ 2.1610
BRISKET	\$ 2.4701	\$ 2.3437	\$ 2.2459	\$ 2.4701	\$ 2.3437	\$ 2.2459
SHORT PLATE	\$ 1.9220	\$ 1.8914	\$ 1.9105	\$ 1.9220	\$ 1.8914	\$ 1.9105
FLANK	\$ 1.3317	\$ 1.3711	\$ 1.3622	\$ 1.3317	\$ 1.3711	\$ 1.3622















	USDA Choice	Canadian AAA			USDA Select	Canadian AA		
	This Week (CDN\$)	This Week	Last Week	Last Year	This Week (CDN\$)	This Week	Last Week	Last Year
Carcass Cutout	\$ 2.9168	\$ 2.7637	\$ 2.7648	\$ 2.6230	\$ 2.5899	\$ 2.5211	\$ 2.4488	\$ 2.4914
Load Count Totals		196.58	191.27	240.95				

AAA Product







	C\$	C\$(Last Wk)	C\$(Last Yr)	US\$	In C\$	Cdn-US Diff\$	Cdn Loads
Quebec Spec	n/a	n/a	n/a				
Semi-Boneless	+++	+++	+++	\$ 2.2369	\$ 2.9247	\$ 0.7453	0.14
Short Cut shoulder clod	+++	+++	+++	\$ 2.3507	\$ 3.0735	\$ -0.1235	0.01
Clod Heart	n/a	n/a	n/a	\$ 3.2177	\$ 4.2071		
Clod Tender	+++	+++	+++	\$ 4.8904	\$ 6.3942	\$ -1.8442	0.01
2 Piece Boneless Chuck	n/a	n/a	n/a				
Chuck Roll	+++	+++	+++	\$ 2.9702	\$ 3.8835	\$ 0.1742	2.36
Chuck Roll 0x0	n/a	n/a	n/a				
Oven Ready Rib	+++	+++	+++				0.01
Bone-in Lipon Ribeye 17 up	n/a	n/a	n/a	\$ 8.2777	\$ 10.8231		
Bone-in Lipon Ribeye 17 dn	+++	+++	+++	\$ 8.2777	\$ 10.8231	\$ -1.1831	1.15
Boneless Lipon Ribeye 14 up	+++	+++	+++	\$ 9.0902	\$ 11.8854	\$ -0.9954	0.26
Boneless Lipon Ribeye 14 dn	n/a	n/a	n/a	\$ 9.4273	\$ 12.3262		
Back Ribs	n/a	+++	+++	\$ 1.3746	\$ 1.7973		
Short Loin 1x0	\$ 6.2021	\$ 6.6744	\$ 6.3510	\$ 4.9731	\$ 6.5023	\$ -0.3002	0.77
Striploin 0x1 13up	\$ 6.5393	\$ 6.4973	\$ 6.6536	\$ 5.2387	\$ 6.8496	\$ -0.3103	10.47
Striploin 0x1 13dn	n/a	n/a	n/a	\$ 5.2387	\$ 6.8496		

Top Butt 13up	\$ 4.1129	\$ 4.2002	\$ 3.7947	\$ 3.2529		\$ 4.2532	\$ -0.1403	7.72
Top Butt 13dn	n/a	n/a	n/a	\$ 3.2529		\$ 4.2532		
PSMO Tenderloin	\$ 13.4943	\$ 12.8501	\$ 12.4036	\$ 12.1334		\$ 15.8644	\$ -2.3701	2.38
Butt Tenderloin	\$ 12.4533	\$ 12.3562	\$ 12.3113	\$ 11.2329		\$ 14.6870	\$ -2.2337	0.10
Boneless Round	n/a	n/a	n/a					
Inside Round 1"	n/a	n/a	n/a	\$ 2.2196		\$ 2.9021		
Inside Round	\$ 3.0620	\$ 3.0069	\$ 2.8511	\$ 2.2818		\$ 2.9835	\$ 0.0785	7.88
Outside Flat	\$ 3.0928	\$ 3.2380	\$ 3.0450	\$ 2.3747		\$ 3.1049	\$ -0.0121	11.71
Eye of round	\$ 3.4248	\$ 3.4617	\$ 3.2533	\$ 2.4063		\$ 3.1462	\$ 0.2786	4.21
Peeled Knuckle	+++	+++	+++	\$ 2.4348		\$ 3.1835	\$ 0.1965	5.25
Gooseneck	n/a	n/a	n/a	\$ 2.0860		\$ 2.7274		
AA Product								
	<u>C\$</u>	<u>C\$(Last Wk)</u>	<u>C\$(Last Yr)</u>	<u>US\$</u>		<u>In C\$</u>	<u>Cdn-US Diff\$</u>	<u>Cdn Loads</u>
Quebec Spec	n/a	n/a	n/a					
Semi-Boneless	n/a	n/a	n/a	\$ 2.2052		\$ 2.8833		
Short Cut shoulder clod	+++	+++	+++	\$ 2.3224		\$ 3.0365	\$ -0.0865	0.12
Clod Heart	n/a	n/a	n/a					
Clod Tender	+++	+++	+++	\$ 4.6185		\$ 6.0387	\$ -1.6787	0.14
2 Piece Boneless Chuck	n/a	n/a	n/a					
Chuck Roll	+++	+++	+++	\$ 2.8020		\$ 3.6636	\$ -0.0640	0.79
Chuck Roll 0x0	n/a	n/a	n/a					
Oven Ready Rib	n/a	n/a	n/a					
Bone-in Lipon Ribeye 17 up	+++	+++	+++	\$ 5.1847		\$ 6.7790	\$ 0.8128	4.41
Bone-in Lipon Ribeye 17 dn	+++	+++	+++	\$ 5.1847		\$ 6.7790	\$ -0.9561	1.41
Boneless Lipon Ribeye 14 up	+++	+++	+++	\$ 6.3460		\$ 8.2974	\$ -0.3587	0.57
Boneless Lipon Ribeye 14 dn	n/a	n/a	n/a	\$ 6.7755		\$ 8.8590		
Back Ribs	+++	+++	+++	\$ 1.3746		\$ 1.7973	\$ 1.7237	0.02
Short Loin 1x0	\$ 5.0173	\$ 5.0459	\$ 5.2013	\$ 3.5858		\$ 4.6884	\$ 0.3289	2.52
Striploin 0x1 13up	\$ 5.2273	\$ 5.0049	\$ 5.1285	\$ 3.6902		\$ 4.8249	\$ 0.4024	4.16
Striploin 0x1 13dn	n/a	n/a	n/a	\$ 3.6902		\$ 4.8249		
Top Butt 13up	\$ 3.5559	\$ 3.4638	\$ 3.5817	\$ 2.9511		\$ 3.8586	\$ -0.3027	3.68
Top Butt 13dn	n/a	n/a	n/a	\$ 2.9511		\$ 3.8586		
PSMO Tenderloin	\$ 10.7209	\$ 10.9164	\$ 11.4328	\$ 9.4570		\$ 12.3650	\$ -1.6441	2.24
Butt Tenderloin	\$ 11.4982	\$ 11.1820	\$ 11.6987	\$ 9.2422		\$ 12.0842	\$ -0.5860	0.13
Boneless Round	n/a	n/a	n/a					
Inside Round 1"	n/a	n/a	n/a	\$ 2.2034		\$ 2.8809		
Inside Round	\$ 3.0630	\$ 3.0524	\$ 2.9007	\$ 2.2860		\$ 2.9889	\$ 0.0741	21.34
Outside Flat	\$ 3.0684	\$ 3.1572	\$ 3.0874	\$ 2.3480		\$ 3.0700	\$ -0.0016	6.58
Eye of round	\$ 3.2895	\$ 3.3062	\$ 3.2639	\$ 2.3694		\$ 3.0980	\$ 0.1915	3.83
Peeled Knuckle	+++	+++	+++	\$ 2.4224		\$ 3.1673	\$ 0.1527	2.99
Gooseneck	n/a	n/a	n/a	\$ 2.0346		\$ 2.6602		







Thin Meats (AAA/AA)

	<u>C\$</u>	<u>C\$(Last Wk)</u>	<u>C\$(Last Yr)</u>	<u>US\$</u>		<u>In C\$</u>	<u>Cdn-US Diff\$</u>	<u>Cdn Loads</u>
Chuck Tender	\$ 3.0647	\$ 3.0488	\$ 2.8439	\$ 2.3438		\$ 3.0645	\$ 0.0002	5.12
Briskets 120	\$ 3.6107	\$ 3.4184	\$ 3.2846	\$ 2.7818		\$ 3.6372	\$ -0.0265	2.79
Bone-in Chuck Shortrib	\$ 3.8582	\$ 3.9233	\$ 4.7199	\$ 2.7973		\$ 3.6575	\$ 0.2007	4.83
Flat Iron	\$ 3.3216	\$ 3.4306	\$ 4.7049					1.84
Blademeat	\$ 3.2715	\$ 3.2715	\$ 3.7921	\$ 2.4671		\$ 3.2257	\$ 0.0458	6.22
Bone-in Shortrib	+++	+++	+++	\$ 4.5927		\$ 6.0050	\$ 0.7650	0.13
Outside Skirt	+++	+++	+++	\$ 5.7848		\$ 7.5636	\$ 0.0002	0.01
Inside Skirt	+++	+++	+++	\$ 4.2350		\$ 5.5373	\$ 0.1727	0.01
Flapmeat	+++	+++	+++	\$ 4.4191		\$ 5.7780	\$ 0.0078	0.12
Ball Tips	+++	+++	+++	\$ 2.2405		\$ 2.9295	\$ 0.0000	0.01
Tri Tips	+++	+++	+++	\$ 3.5677		\$ 4.6648	\$ 0.0001	0.01
Flank Steak	\$ 5.8259	\$ 6.1699	\$ 6.0781	\$ 4.3869		\$ 5.7359	\$ 0.0900	1.12
Pectoral Muscle	\$ 3.1347	\$ 3.1903	\$ 3.7199	\$ 2.4811		\$ 3.2440	\$ -0.1093	3.77
Lointails	+++	+++	+++					1.06

Trim (AAA & AA) (Fed)

	<u>C\$</u>	<u>C\$(Last Wk)</u>	<u>C\$(Last Yr)</u>	<u>US\$</u>		<u>In C\$</u>	<u>Cdn-US Diff\$</u>	<u>Cdn Loads</u>
Fresh 50% Lean Trimmings	\$ 0.9746	\$ 0.9213	\$ 1.0170	\$ 0.6517		\$ 0.8521	\$ 0.1225	19.49
Fresh 65% Lean Trimmings	\$ 1.4627	\$ 1.4203	\$ 1.3269	\$ 1.1073		\$ 1.4478	\$ 0.0149	14.45
Fresh 75% Lean Trimmings	+++	+++	+++					0.01
Fresh 81% Lean Trimmings	+++	+++						2.38
Fresh 85% Lean Trimmings	\$ 2.5784	\$ 2.6293	\$ 2.0573	\$ 1.9207		\$ 2.5113	\$ 0.0671	14.60
Shankmeat	+++	+++	\$ 2.0573					0.01

Ground Beef

	<u>C\$</u>	<u>C\$(Last Wk)</u>	<u>C\$(Last Yr)</u>	<u>US\$</u>		<u>In C\$</u>	<u>Cdn-US Diff\$</u>	<u>Cdn Loads</u>
Extra Lean Ground Beef	+++	+++	+++					4.47
Lean Ground Beef	+++	+++	+++					1.78
Medium Ground Beef	+++	+++	+++					0.15
Regular Ground Beef	+++	+++	+++					2.83
Ground Chuck	+++	+++	+++	\$ 1.8829		\$ 2.4619	\$ 0.0001	0.01
Ground Sirloin	+++	+++	+++	\$ 3.0608		\$ 4.0020	\$ 0.0001	0.01

+++ This is suppressed data that is used in the primal and cutout calculation.

Canfax tries to provide quality information, but we make no claims, promises, or guarantees about the accuracy, completeness or adequacy of the information. Canfax does not guarantee, and accepts no legal liability arising from or connected to, the accuracy, reliability or completeness of any material contained in our publications.