



Canadian Boxed Beef Prices

The data used in the Canadian Boxed Beef Report is provided by the Agriculture and Agri-Food Canada (AAFC). It is based on negotiated prices and volume of boxed beef cuts and on average industry cutting yields. Values reflect CDN dollars per pound.

Week ending: Friday, October 4, 2019

Exchange Rate: 1.3330

	Canadian AAA			Canadian AA/A		
	This Week	Last Week	Last Year	This Week	Last Week	Last Year
CHUCK	\$ 2.3219	\$ 2.2181	\$ 2.0989	\$ 2.2324	\$ 2.0822	\$ 2.0488
RIB	\$ 4.5099	\$ 4.3920	\$ 4.6873	\$ 3.7542	\$ 3.5438	\$ 4.2098
LOIN	\$ 3.5028	\$ 3.5713	\$ 3.2252	\$ 2.9621	\$ 2.9439	\$ 2.9314
ROUND	\$ 2.3530	\$ 2.3801	\$ 2.1429	\$ 2.3360	\$ 2.3475	\$ 2.1258
BRISKET	\$ 2.2992	\$ 2.5025	\$ 2.2208	\$ 2.2992	\$ 2.5025	\$ 2.2208
SHORT PLATE	\$ 1.9650	\$ 1.9523	\$ 1.8789	\$ 1.9650	\$ 1.9523	\$ 1.8789
FLANK	\$ 1.3639	\$ 1.3773	\$ 1.4023	\$ 1.3639	\$ 1.3773	\$ 1.4023















	USDA Choice	Canadian AAA			USDA Select	Canadian AA		
	This Week (CDN\$)	This Week	Last Week	Last Year	This Week (CDN\$)	This Week	Last Week	Last Year
Carcass Cutout	\$ 2.8337	\$ 2.7708	\$ 2.7568	\$ 2.6103	\$ 2.4879	\$ 2.5394	\$ 2.4792	\$ 2.4748
Load Count Totals		265.84	229.16	217.05				

AAA Product







	C\$	C\$(Last Wk)	C\$(Last Yr)	US\$	In C\$	Cdn-US Diff\$	Cdn Loads
Quebec Spec	n/a	+++	n/a				
Semi-Boneless	n/a	n/a	+++	\$ 2.2305	\$ 2.9733		
Short Cut shoulder clod	+++	+++	+++	\$ 2.2087	\$ 2.9442	\$ 0.6858	0.01
Clod Heart	n/a	n/a	n/a	\$ 3.1186	\$ 4.1571		
Clod Tender	+++	+++	n/a	\$ 4.1703	\$ 5.5590	\$ -0.2990	0.08
2 Piece Boneless Chuck	n/a	n/a	n/a				
Chuck Roll	+++	+++	+++	\$ 2.7685	\$ 3.6904	\$ 0.0264	3.30
Chuck Roll 0x0	n/a	n/a	n/a				
Oven Ready Rib	+++	+++	+++				0.02
Bone-in Lipon Ribeye 17 up	n/a	n/a	n/a	\$ 7.2547	\$ 9.6705		
Bone-in Lipon Ribeye 17 dn	+++	+++	+++	\$ 7.2547	\$ 9.6705	\$ -0.8505	3.49
Boneless Lipon Ribeye 14 up	+++	+++	+++	\$ 8.3422	\$ 11.1202	\$ -1.2102	0.71
Boneless Lipon Ribeye 14 dn	n/a	n/a	n/a	\$ 8.4988	\$ 11.3289		
Back Ribs	n/a	n/a	+++	\$ 1.3597	\$ 1.8125		
Short Loin 1x0	\$ 6.9165	\$ 7.3391	\$ 6.5012	\$ 4.7009	\$ 6.2663	\$ 0.6502	0.31
Striploin 0x1 13up	\$ 6.9227	\$ 7.2941	\$ 6.8086	\$ 5.4736	\$ 7.2963	\$ -0.3736	7.21
Striploin 0x1 13dn	n/a	n/a	n/a	\$ 5.4736	\$ 7.2963		

Top Butt 13up	\$ 4.1202	\$ 4.1382	\$ 3.6652	\$ 2.8518		\$ 3.8014	\$ 0.3188	7.00
Top Butt 13dn	n/a	n/a	n/a	\$ 2.8518		\$ 3.8014		
PSMO Tenderloin	\$ 12.5125	\$ 13.0750	\$ 11.5921	\$ 10.1547		\$ 13.5362	\$ -1.0237	6.70
Butt Tenderloin	+++	\$ 12.4554	\$ 11.5489	\$ 10.0645		\$ 13.4160	\$ -0.9560	0.03
Boneless Round	n/a	n/a	n/a					
Inside Round 1"	n/a	n/a	n/a	\$ 2.1599		\$ 2.8791		
Inside Round	\$ 2.9867	\$ 2.9922	\$ 2.8576	\$ 2.2065		\$ 2.9413	\$ 0.0454	10.76
Outside Flat	\$ 3.2530	\$ 3.3160	\$ 2.9214	\$ 2.3093		\$ 3.0783	\$ 0.1747	4.01
Eye of round	\$ 3.5754	\$ 3.6071	\$ 3.1308	\$ 2.5110		\$ 3.3472	\$ 0.2282	5.27
Peeled Knuckle	+++	+++	+++	\$ 2.4678		\$ 3.2896	\$ 0.2004	6.51
Gooseneck	n/a	n/a	n/a	\$ 2.2635		\$ 3.0172		
AA Product								
	<u>C\$</u>	<u>C\$(Last Wk)</u>	<u>C\$(Last Yr)</u>	<u>US\$</u>		<u>In C\$</u>	<u>Cdn-US Diff\$</u>	<u>Cdn Loads</u>
Quebec Spec	n/a	n/a	n/a					
Semi-Boneless	n/a	n/a	n/a	\$ 2.1647		\$ 2.8855		
Short Cut shoulder clod	+++	+++	+++	\$ 2.2218		\$ 2.9617	\$ 0.6683	0.19
Clod Heart	n/a	n/a	n/a					
Clod Tender	+++	+++	+++	\$ 3.9313		\$ 5.2404	\$ -1.7904	0.58
2 Piece Boneless Chuck	n/a	n/a	n/a					
Chuck Roll	+++	+++	+++	\$ 2.5210		\$ 3.3605	\$ -0.0419	0.97
Chuck Roll 0x0	n/a	n/a	n/a					
Oven Ready Rib	n/a	n/a	n/a					
Bone-in Lipon Ribeye 17 up	+++	+++	+++	\$ 4.3722		\$ 5.8281	\$ 0.3445	4.99
Bone-in Lipon Ribeye 17 dn	+++	+++	+++	\$ 4.3722		\$ 5.8281	\$ 1.1868	11.80
Boneless Lipon Ribeye 14 up	+++	+++	+++	\$ 5.3919		\$ 7.1874	\$ 0.2855	1.20
Boneless Lipon Ribeye 14 dn	n/a	n/a	n/a	\$ 5.3786		\$ 7.1697		
Back Ribs	+++	n/a	+++	\$ 1.3597		\$ 1.8125	\$ 1.7583	0.02
Short Loin 1x0	\$ 5.0238	\$ 5.1189	\$ 5.1538	\$ 3.6731		\$ 4.8962	\$ 0.1276	0.78
Striploin 0x1 13up	\$ 5.0693	\$ 5.2495	\$ 5.4119	\$ 3.6408		\$ 4.8532	\$ 0.2161	6.91
Striploin 0x1 13dn	n/a	n/a	n/a	\$ 3.6408		\$ 4.8532		
Top Butt 13up	\$ 3.3517	\$ 3.2245	\$ 3.4454	\$ 2.4617		\$ 3.2814	\$ 0.0703	2.81
Top Butt 13dn	n/a	n/a	n/a	\$ 2.4617		\$ 3.2814		
PSMO Tenderloin	\$ 11.0778	\$ 11.1728	\$ 11.1802	\$ 8.8776		\$ 11.8338	\$ -0.7560	6.03
Butt Tenderloin	+++	\$ 9.9918	\$ 11.3020	\$ 8.2695		\$ 11.0232	\$ 0.1785	0.20
Boneless Round	n/a	n/a	n/a					
Inside Round 1"	n/a	n/a	n/a	\$ 2.1979		\$ 2.9298		
Inside Round	\$ 3.0644	\$ 2.9726	\$ 2.7695	\$ 2.1850		\$ 2.9126	\$ 0.1518	32.97
Outside Flat	\$ 3.1706	\$ 3.2687	\$ 2.8948	\$ 2.3572		\$ 3.1421	\$ 0.0285	14.70
Eye of round	\$ 3.4232	\$ 3.4697	\$ 3.1887	\$ 2.4501		\$ 3.2660	\$ 0.1572	2.82
Peeled Knuckle	+++	+++	+++	\$ 2.4240		\$ 3.2312	\$ 0.1388	1.58
Gooseneck	n/a	n/a	n/a	\$ 2.0733		\$ 2.7637		







Thin Meats (AAA/AA)

	<u>C\$</u>	<u>C\$(Last Wk)</u>	<u>C\$(Last Yr)</u>	<u>US\$</u>		<u>In C\$</u>	<u>Cdn-US Diff\$</u>	<u>Cdn Loads</u>
Chuck Tender	\$ 3.0348	\$ 3.0784	\$ 2.8528	\$ 2.3387		\$ 3.1175	\$ -0.0827	3.41
Briskets 120	\$ 3.3219	\$ 3.6520	\$ 3.2366	\$ 2.4798		\$ 3.3056	\$ 0.0163	6.44
Bone-in Chuck Shortrib	\$ 4.0243	\$ 3.9256	\$ 4.6660	\$ 2.9112		\$ 3.8806	\$ 0.1437	2.69
Flat Iron	\$ 3.3697	\$ 3.7198	\$ 4.6250					0.56
Blademeat	\$ 3.2123	\$ 3.2210	\$ 3.5942	\$ 2.4672		\$ 3.2888	\$ -0.0765	8.11
Bone-in Shortrib	+++	+++	+++	\$ 4.4953		\$ 5.9922	\$ 0.5578	0.23
Outside Skirt	+++	+++	+++	\$ 5.6885		\$ 7.5828	\$ -0.0002	0.01
Inside Skirt	+++	+++	+++	\$ 4.0969		\$ 5.4612	\$ 0.1571	0.06
Flapmeat	+++	+++	+++	\$ 4.2308		\$ 5.6397	\$ 0.5503	0.16
Ball Tips	+++	+++	+++	\$ 2.1255		\$ 2.8333	\$ -0.0001	0.01
Tri Tips	+++	+++	+++	\$ 3.4600		\$ 4.6122	\$ -0.0001	0.02
Flank Steak	\$ 5.8778	\$ 6.0597	\$ 6.4019	\$ 4.4802		\$ 5.9721	\$ -0.0943	1.37
Pectoral Muscle	\$ 3.1862	+++	\$ 3.5508	\$ 2.4755		\$ 3.2998	\$ -0.1136	5.26
Lointails	+++	+++	+++					0.97

Trim (AAA & AA) (Fed)

	<u>C\$</u>	<u>C\$(Last Wk)</u>	<u>C\$(Last Yr)</u>	<u>US\$</u>		<u>In C\$</u>	<u>Cdn-US Diff\$</u>	<u>Cdn Loads</u>
Fresh 50% Lean Trimmings	\$ 1.0317	\$ 0.9688	\$ 0.9402	\$ 0.4767		\$ 0.6354	\$ 0.3963	39.22
Fresh 65% Lean Trimmings	\$ 1.6263	\$ 1.6832	\$ 1.2943	\$ 1.0275		\$ 1.3697	\$ 0.2566	10.27
Fresh 75% Lean Trimmings	+++	+++	+++					0.01
Fresh 81% Lean Trimmings	+++	+++	+++					5.81
Fresh 85% Lean Trimmings	\$ 2.7730	\$ 2.7279	\$ 2.2643	\$ 1.9491		\$ 2.5982	\$ 0.1748	11.99
Shankmeat	+++	+++	\$ 2.2643					0.01

Ground Beef

	<u>C\$</u>	<u>C\$(Last Wk)</u>	<u>C\$(Last Yr)</u>	<u>US\$</u>		<u>In C\$</u>	<u>Cdn-US Diff\$</u>	<u>Cdn Loads</u>
Extra Lean Ground Beef	+++	+++	+++					4.39
Lean Ground Beef	+++	+++	+++					0.19
Medium Ground Beef	+++	+++	+++					17.13
Regular Ground Beef	+++	+++	+++					3.54
Ground Chuck	+++	+++	+++	\$ 1.8729		\$ 2.4966	\$ -0.0001	0.01
Ground Sirloin	+++	+++	+++	\$ 3.1090		\$ 4.1443	\$ -0.0001	0.01

+++ This is suppressed data that is used in the primal and cutout calculation.

Canfax tries to provide quality information, but we make no claims, promises, or guarantees about the accuracy, completeness or adequacy of the information. Canfax does not guarantee, and accepts no legal liability arising from or connected to, the accuracy, reliability or completeness of any material contained in our publications.