



Canadian Boxed Beef Prices

The data used in the Canadian Boxed Beef Report is provided by the Agriculture and Agri-Food Canada (AAFC). It is based on negotiated prices and volume of boxed beef cuts and on average industry cutting yields. Values reflect CDN dollars per pound.

Week ending: Friday, December 16, 2016








































Exchange Rate: 1.3348

	Canadian AAA			Canadian AA/A		
	This Week	Last Week	Last Year	This Week	Last Week	Last Year
CHUCK	\$ 2.1038	\$ 2.0052	\$ 2.0839	\$ 2.1038	\$ 2.0052	\$ 2.0839
RIB	\$ 4.8069	\$ 4.8098	\$ 4.2216	\$ 3.9666	\$ 3.7432	\$ 4.0784
LOIN	\$ 3.0572	\$ 3.0663	\$ 3.5400	\$ 2.8780	\$ 2.7455	\$ 3.3108
ROUND	\$ 2.0717	\$ 2.0924	\$ 2.2206	\$ 2.1462	\$ 2.1006	\$ 2.2185
BRISKET	\$ 1.7773	\$ 1.7248	\$ 1.8215	\$ 1.7773	\$ 1.7248	\$ 1.8215
SHORT PLATE	\$ 1.4602	\$ 1.4767	\$ 1.6085	\$ 1.4602	\$ 1.4767	\$ 1.6085
FLANK	\$ 1.0840	\$ 1.1189	\$ 1.3074	\$ 1.0840	\$ 1.1189	\$ 1.3074

	USDA Choice	Canadian AAA			USDA Select	Canadian AA		
	This Week (CDN\$)	This Week	Last Week	Last Year	This Week (CDN\$)	This Week	Last Week	Last Year
Carcass Cutout	\$ 2.5635	\$ 2.5127	\$ 2.4901	\$ 2.5960	\$ 2.3634	\$ 2.3953	\$ 2.3020	\$ 2.5304
Load Count Totals		268.22	221.89	199.77				

AAA Product






	C\$	C\$(Last Wk)	C\$(Last Yr)	US\$	In C\$	Cdn-US Diff\$	Cdn Loads	
Quebec Spec	+++	+++	\$ 3.1585				0.20	
Semi-Boneless	+++	+++	+++	\$ 1.9644		\$ 2.6221	\$ 0.6079	0.11
Short Cut shoulder clod	\$ 3.1523	\$ 2.5419	\$ 3.1325	\$ 1.9171		\$ 2.5589	\$ 0.5934	1.75
Clod Heart	+++	+++	+++	\$ 3.4638		\$ 4.6235	\$ -0.3988	0.32
Clod Tender	\$ 3.3522	+++	\$ 4.6508	\$ 2.9132		\$ 3.8885	\$ -0.5363	0.46
2 Piece Boneless Chuck	n/a	n/a	n/a					
Chuck Roll	\$ 3.8760	+++	\$ 3.5943	\$ 2.5350		\$ 3.3837	\$ 0.4923	1.31
Chuck Roll 0x0	+++	+++	\$ 3.4601					0.01
Oven Ready Rib	+++	+++	n/a					0.03
Bone-in Lipon Ribeye 17 up	+++	+++	+++	\$ 7.7604		\$ 10.3586	\$ 0.5991	4.85
Bone-in Lipon Ribeye 17 dn	\$ 8.9681	\$ 8.5089	\$ 8.0765	\$ 7.7604		\$ 10.3586	\$ -1.3905	4.37
Boneless Lipon Ribeye 14 up	\$ 11.9730	\$ 12.0052	\$ 10.7856	\$ 8.5267		\$ 11.3814	\$ 0.5916	1.07
Boneless Lipon Ribeye 14 dn	\$ 11.9730	\$ 12.0052	+++	\$ 8.1702		\$ 10.9056	\$ 1.0674	0.01
Back Ribs	+++	+++	+++	\$ 0.8710		\$ 1.1626	\$ 2.0587	0.01
Short Loin 1x0	\$ 6.2420	\$ 6.1271	\$ 7.5191	\$ 4.6384		\$ 6.1913	\$ 0.0507	0.36
Striploin 0x1 13up	\$ 6.0815	\$ 6.0184	\$ 7.0006	\$ 4.9623		\$ 6.6237	\$ -0.5422	9.36
Striploin 0x1 13dn	\$ 6.0815	\$ 6.0184	n/a	\$ 4.9623		\$ 6.6237	\$ -0.5422	0.01

Top Butt 13up	\$ 3.2801	\$ 3.2971	\$ 4.1881	\$ 2.2715		\$ 3.0320	\$ 0.2481	9.70
Top Butt 13dn	\$ 3.2801	\$ 3.2971	\$ 4.1881	\$ 2.2715		\$ 3.0320	\$ 0.2481	0.01
PSMO Tenderloin	\$ 13.0807	\$ 12.7746	\$ 13.5034	\$ 9.9582		\$ 13.2922	\$ -0.2115	4.06
Butt Tenderloin	+++	+++	+++	\$ 9.6782		\$ 12.9185	\$ 0.3733	0.06
Boneless Round	+++	+++	+++	\$ 1.9614		\$ 2.6181	\$ -0.0981	0.01
Inside Round 1"	+++	+++	\$ 2.7118	\$ 1.9036		\$ 2.5409	\$ 0.2291	0.01
Inside Round	\$ 2.6504	\$ 2.7861	\$ 2.8656	\$ 1.9848		\$ 2.6493	\$ 0.0011	5.56
Outside Flat	\$ 2.8641	\$ 2.8383	\$ 3.0356	\$ 1.9220		\$ 2.5655	\$ 0.2986	1.55
Eye of round	\$ 3.4493	\$ 3.3665	\$ 3.9555	\$ 2.5238		\$ 3.3688	\$ 0.0805	4.73
Peeled Knuckle	+++	+++	+++	\$ 2.2016		\$ 2.9387	\$ 0.1413	4.18
Gooseneck	+++	+++	+++	\$ 1.8652		\$ 2.4897	\$ 0.2167	0.01
AA Product								
	<u>C\$</u>	<u>C\$(Last Wk)</u>	<u>C\$(Last Yr)</u>	<u>US\$</u>		<u>In C\$</u>	<u>Cdn-US Diff\$</u>	<u>Cdn Loads</u>
Quebec Spec	+++	+++	\$ 3.1585					0.20
Semi-Boneless	+++	+++	+++	\$ 1.9846		\$ 2.6490	\$ 0.5810	0.11
Short Cut shoulder clod	\$ 3.1523	\$ 2.5419	\$ 3.1325	\$ 1.9957		\$ 2.6639	\$ 0.4884	1.75
Clod Heart	+++	+++	+++					0.32
Clod Tender	\$ 3.3522	+++	\$ 4.6508	\$ 2.7997		\$ 3.7370	\$ -0.3848	0.46
2 Piece Boneless Chuck	n/a	n/a	n/a					
Chuck Roll	\$ 3.8760	+++	\$ 3.5943	\$ 2.5341		\$ 3.3825	\$ 0.4935	1.31
Chuck Roll 0x0	+++	+++	\$ 3.4601					0.01
Oven Ready Rib	n/a	n/a	n/a					
Bone-in Lipon Ribeye 17 up	+++	+++	+++	\$ 5.8928		\$ 7.8657	\$ 0.1876	7.75
Bone-in Lipon Ribeye 17 dn	\$ 7.6388	\$ 7.3600	\$ 7.6086	\$ 5.8928		\$ 7.8657	\$ -0.2269	4.92
Boneless Lipon Ribeye 14 up	\$ 8.8820	\$ 8.6800	\$ 9.2933	\$ 6.3325		\$ 8.4526	\$ 0.4294	0.66
Boneless Lipon Ribeye 14 dn	\$ 8.8820	\$ 8.6800	+++	\$ 6.5080		\$ 8.6869	\$ 0.1951	0.01
Back Ribs	+++	+++	+++	\$ 0.8710		\$ 1.1626	\$ 2.0587	0.03
Short Loin 1x0	\$ 5.9352	\$ 4.5500	\$ 6.7177	\$ 3.8979		\$ 5.2029	\$ 0.7323	0.32
Striploin 0x1 13up	\$ 5.6099	\$ 4.9600	\$ 6.3391	\$ 4.0808		\$ 5.4471	\$ 0.1628	10.01
Striploin 0x1 13dn	\$ 5.6099	\$ 4.9600	\$ 6.3391	\$ 4.0808		\$ 5.4471	\$ 0.1628	0.01
Top Butt 13up	\$ 3.0779	\$ 3.0700	\$ 3.8361	\$ 2.1797		\$ 2.9095	\$ 0.1684	12.51
Top Butt 13dn	\$ 3.0779	\$ 3.0700	\$ 3.8361	\$ 2.1797		\$ 2.9095	\$ 0.1684	0.01
PSMO Tenderloin	\$ 12.3207	\$ 12.0100	\$ 12.3600	\$ 8.5293		\$ 11.3849	\$ 0.9358	5.67
Butt Tenderloin	+++	+++	+++	\$ 8.1541		\$ 10.8841	\$ -0.9441	0.01
Boneless Round	+++	+++	+++	\$ 2.0887		\$ 2.7880	\$ -0.2680	0.02
Inside Round 1"	+++	+++	\$ 2.7118	\$ 1.8258		\$ 2.4371	\$ 0.3329	0.01
Inside Round	\$ 2.9603	\$ 2.6500	\$ 2.8581	\$ 1.9553		\$ 2.6099	\$ 0.3504	18.29
Outside Flat	\$ 2.9927	\$ 2.7200	\$ 3.1450	\$ 1.9144		\$ 2.5553	\$ 0.4374	15.03
Eye of round	\$ 3.4669	\$ 3.2400	\$ 3.8581	\$ 2.5352		\$ 3.3840	\$ 0.0829	3.50
Peeled Knuckle	+++	+++	+++	\$ 2.1881		\$ 2.9207	\$ 0.0393	1.85
Gooseneck	+++	+++	+++	\$ 1.9332		\$ 2.5804	\$ 0.1260	0.02







Thin Meats (AAA/AA)

	<u>C\$</u>	<u>C\$(Last Wk)</u>	<u>C\$(Last Yr)</u>	<u>US\$</u>		<u>In C\$</u>	<u>Cdn-US Diff\$</u>	<u>Cdn Loads</u>
Chuck Tender	\$ 2.8272	\$ 2.7145	\$ 3.0274	\$ 1.9777		\$ 2.6398	\$ 0.1874	2.24
Briskets 120	\$ 2.8468	\$ 2.7214	\$ 2.9392	\$ 2.3629		\$ 3.1540	\$ -0.3072	2.04
Bone-in Chuck Shortrib	\$ 4.2340	\$ 4.2589	\$ 4.2336	\$ 3.0014		\$ 4.0063	\$ 0.2277	1.82
Flat Iron	\$ 3.5747	\$ 3.7524	+++					1.13
Blademeat	\$ 3.7020	\$ 3.3438	\$ 3.6844	\$ 2.7597		\$ 3.6836	\$ 0.0184	8.95
Bone-in Shortrib	+++	+++	+++	\$ 3.8140		\$ 5.0909	\$ -0.3709	0.03
Outside Skirt	+++	+++	+++	\$ 4.3581		\$ 5.8172	\$ -0.0002	0.01
Inside Skirt	+++	+++	+++	\$ 3.1022		\$ 4.1408	\$ 0.0827	0.01
Flapmeat	+++	+++	\$ 5.5389	\$ 3.9395		\$ 5.2584	\$ -0.2184	0.06
Ball Tips	+++	+++	+++	\$ 1.9260		\$ 2.5708	\$ -0.0001	0.01
Tri Tips	+++	+++	+++	\$ 2.7607		\$ 3.6850	\$ -1.1050	0.01
Flank Steak	\$ 5.1078	\$ 5.1136	\$ 6.6754	\$ 3.6657		\$ 4.8930	\$ 0.2148	1.17
Pectoral Muscle	\$ 3.6394	\$ 3.3571	\$ 3.6331	\$ 2.7855		\$ 3.7181	\$ -0.0787	3.24
Lointails	+++	+++	\$ 3.2126					0.01

Trim (AAA & AA) (Fed)

	<u>C\$</u>	<u>C\$(Last Wk)</u>	<u>C\$(Last Yr)</u>	<u>US\$</u>		<u>In C\$</u>	<u>Cdn-US Diff\$</u>	<u>Cdn Loads</u>
Fresh 50% Lean Trimmings	\$ 0.5984	\$ 0.7084	\$ 0.5403	\$ 0.3614		\$ 0.4824	\$ 0.1160	37.13
Fresh 65% Lean Trimmings	\$ 1.2284	\$ 1.3215	\$ 1.0903	\$ 0.7962		\$ 1.0628	\$ 0.1656	26.72
Fresh 75% Lean Trimmings	+++	+++	\$ 1.7478	\$ 1.3336		\$ 1.7801	\$ -0.0243	0.01
Fresh 85% Lean Trimmings	\$ 2.2833	\$ 2.3435	\$ 2.4053	\$ 1.7027		\$ 2.2728	\$ 0.0105	19.82
Shankmeat	\$ 2.2833	\$ 2.3435	\$ 2.4053					0.01

Ground Beef

	<u>C\$</u>	<u>C\$(Last Wk)</u>	<u>C\$(Last Yr)</u>	<u>US\$</u>		<u>In C\$</u>	<u>Cdn-US Diff\$</u>	<u>Cdn Loads</u>
Extra Lean Ground Beef	+++	+++	+++					5.15
Lean Ground Beef	+++	+++	+++					16.52
Medium Ground Beef	+++	+++	+++					0.45
Regular Ground Beef	+++	+++	+++					2.76
Ground Chuck	+++	+++	+++	\$ 1.6848		\$ 2.2489	\$ -0.0001	0.01
Ground Sirloin	+++	+++	+++	\$ 2.7815		\$ 3.7127	\$ -0.0001	0.01

+++ This is suppressed data that is used in the primal and cutout calculation

Canfax tries to provide quality information, but we make no claims, promises, or guarantees about the accuracy, completeness or adequacy of the information. Canfax does not guarantee, and accepts no legal liability arising from or connected to, the accuracy, reliability or completeness of any material contained in our publications.