



Canadian Boxed Beef Prices

The data used in the Canadian Boxed Beef Report is provided by the Agriculture and Agri-Food Canada (AAFC). It is based on negotiated prices and volume of boxed beef cuts and on average industry cutting yields. Values reflect CDN dollars per pound.

Week ending: Friday, December 14, 2018








































Exchange Rate: 1.3358

	Canadian AAA			Canadian AA/A		
	This Week	Last Week	Last Year	This Week	Last Week	Last Year
CHUCK	\$ 2.2403	\$ 2.1882		\$ 2.2035	\$ 2.1640	
RIB	\$ 5.0114	\$ 5.0613		\$ 4.4586	\$ 4.5531	
LOIN	\$ 3.4876	\$ 3.4631		\$ 3.2108	\$ 3.1328	
ROUND	\$ 2.1677	\$ 2.1253		\$ 2.2010	\$ 2.1635	
BRISKET	\$ 2.4314	\$ 2.4430		\$ 2.4314	\$ 2.4430	
SHORT PLATE	\$ 2.1173	\$ 1.9109		\$ 2.1173	\$ 1.9109	
FLANK	\$ 1.4042	\$ 1.3371		\$ 1.4042	\$ 1.3371	















	USDA Choice	Canadian AAA			USDA Select	Canadian AA		
	This Week (CDN\$)	This Week	Last Week	Last Year	This Week (CDN\$)	This Week	Last Week	Last Year
Carcass Cutout	\$ 2.8467	\$ 2.7779	\$ 2.7372		\$ 2.6931	\$ 2.6526	\$ 2.6104	
Load Count Totals		205.89	222.10	0.00				

AAA Product







	C\$	C\$(Last Wk)	C\$(Last Yr)	US\$	In C\$	Cdn-US Diff\$	Cdn Loads
Quebec Spec	n/a	n/a					
Semi-Boneless	+++	n/a		\$ 2.1371	\$ 2.8547	\$ -0.0247	0.02
Short Cut shoulder clod	+++	+++		\$ 2.0198	\$ 2.6980	\$ 0.3636	0.03
Clod Heart	n/a	n/a		\$ 2.6177	\$ 3.4967		
Clod Tender	+++	+++		\$ 4.1046	\$ 5.4829	\$ -2.0529	0.33
2 Piece Boneless Chuck	n/a	n/a					
Chuck Roll	+++	+++		\$ 2.9072	\$ 3.8834	\$ 0.1275	2.98
Chuck Roll 0x0	n/a	n/a					
Oven Ready Rib	n/a	n/a					
Bone-in Lipon Ribeye 17 up	n/a	n/a		\$ 7.4018	\$ 9.8873		
Bone-in Lipon Ribeye 17 dn	+++	+++		\$ 7.4018	\$ 9.8873	\$ -0.0173	4.38
Boneless Lipon Ribeye 14 up	+++	+++		\$ 8.8465	\$ 11.8172	\$ -0.3172	0.10
Boneless Lipon Ribeye 14 dn	n/a	n/a		\$ 8.5077	\$ 11.3646		
Back Ribs	+++	+++		\$ 1.2467	\$ 1.6653	\$ 1.6637	0.01
Short Loin 1x0	\$ 6.6084	\$ 6.5559		\$ 4.6971	\$ 6.2744	\$ 0.3340	0.21
Striploin 0x1 13up	\$ 6.3700	\$ 6.3338		\$ 4.9109	\$ 6.5600	\$ -0.1900	12.69
Striploin 0x1 13dn	n/a	n/a		\$ 4.9109	\$ 6.5600		

Top Butt 13up	\$ 4.5027	\$ 4.5363	\$ 3.3534		\$ 4.4795	\$ 0.0232	4.47	
Top Butt 13dn	n/a	n/a	\$ 3.3534		\$ 4.4795			
PSMO Tenderloin	\$ 13.7537	\$ 13.4891	\$ 11.2751		\$ 15.0613	\$ -1.3076	5.63	
Butt Tenderloin	\$ 13.7164	\$ 12.7829	\$ 11.3614		\$ 15.1766	\$ -1.4602	0.08	
Boneless Round	n/a	n/a	\$ 2.1009		\$ 2.8064			
Inside Round 1"	n/a	n/a	\$ 2.0200		\$ 2.6983			
Inside Round	\$ 2.8669	\$ 2.8605	\$ 2.1214		\$ 2.8338	\$ 0.0331	11.14	
Outside Flat	\$ 2.9292	\$ 2.8339	\$ 2.0938		\$ 2.7969	\$ 0.1323	2.17	
Eye of round	\$ 3.2545	\$ 3.1968	\$ 2.3520		\$ 3.1418	\$ 0.1127	5.79	
Peeled Knuckle	+++	+++	\$ 2.2711		\$ 3.0337	\$ 0.1963	3.97	
Gooseneck	n/a	n/a	\$ 2.0336		\$ 2.7165			
AA Product								
	<u>C\$</u>	<u>C\$(Last Wk)</u>	<u>C\$(Last Yr)</u>	<u>US\$</u>		<u>In C\$</u>	<u>Cdn-US Diff\$</u>	<u>Cdn Loads</u>
Quebec Spec	n/a	n/a						
Semi-Boneless	n/a	n/a	\$ 2.1110		\$ 2.8199			
Short Cut shoulder clod	+++	+++	\$ 2.0810		\$ 2.7798	\$ 0.1773	2.07	
Clod Heart	n/a	n/a						
Clod Tender	+++	+++	\$ 3.5667		\$ 4.7644	\$ -0.5544	0.07	
2 Piece Boneless Chuck	n/a	n/a						
Chuck Roll	+++	+++	\$ 2.8376		\$ 3.7905	\$ 0.0867	0.21	
Chuck Roll 0x0	n/a	n/a						
Oven Ready Rib	+++	+++						3.65
Bone-in Lipon Ribeye 17 up	+++	+++	\$ 6.0210		\$ 8.0429	\$ -0.3554	1.82	
Bone-in Lipon Ribeye 17 dn	+++	+++	\$ 6.0210		\$ 8.0429	\$ 0.0744	1.51	
Boneless Lipon Ribeye 14 up	+++	+++	\$ 6.9887		\$ 9.3355	\$ -0.2151	0.20	
Boneless Lipon Ribeye 14 dn	n/a	n/a	\$ 6.4956		\$ 8.6768			
Back Ribs	+++	+++	\$ 1.2467		\$ 1.6653	\$ 1.6637	0.02	
Short Loin 1x0	\$ 5.6377	\$ 5.3447	\$ 4.0025		\$ 5.3465	\$ 0.2912	0.49	
Striploin 0x1 13up	\$ 5.5025	\$ 5.4635	\$ 4.1469		\$ 5.5394	\$ -0.0369	7.35	
Striploin 0x1 13dn	n/a	n/a	\$ 4.1469		\$ 5.5394			
Top Butt 13up	\$ 4.1223	\$ 3.9637	\$ 3.2431		\$ 4.3321	\$ -0.2098	5.46	
Top Butt 13dn	n/a	n/a	\$ 3.2431		\$ 4.3321			
PSMO Tenderloin	\$ 12.3885	\$ 12.2755	\$ 10.7303		\$ 14.3335	\$ -1.9450	2.72	
Butt Tenderloin	\$ 13.9649	\$ 12.3593	\$ 11.1657		\$ 14.9151	\$ -0.9502	0.07	
Boneless Round	n/a	n/a	\$ 2.0854		\$ 2.7857			
Inside Round 1"	n/a	n/a	\$ 2.0279		\$ 2.7089			
Inside Round	\$ 2.9521	\$ 2.9252	\$ 2.1106		\$ 2.8193	\$ 0.1328	14.95	
Outside Flat	\$ 2.9533	\$ 2.9314	\$ 2.0953		\$ 2.7989	\$ 0.1544	6.26	
Eye of round	\$ 3.2122	\$ 3.3413	\$ 2.3249		\$ 3.1056	\$ 0.1066	3.08	
Peeled Knuckle	+++	+++	\$ 2.2950		\$ 3.0657	\$ 0.2643	1.66	
Gooseneck	n/a	n/a	\$ 1.9346		\$ 2.5842			







Thin Meats (AAA/AA)

	<u>C\$</u>	<u>C\$(Last Wk)</u>	<u>C\$(Last Yr)</u>	<u>US\$</u>		<u>In C\$</u>	<u>Cdn-US Diff\$</u>	<u>Cdn Loads</u>
Chuck Tender	\$ 2.9139	\$ 2.8865		\$ 2.0656		\$ 2.7592	\$ 0.1547	6.81
Briskets 120	\$ 3.5453	\$ 3.5749		\$ 2.6848		\$ 3.5864	\$ -0.0411	1.64
Bone-in Chuck Shortrib	\$ 4.8342	\$ 4.7674		\$ 3.7168		\$ 4.9649	\$ -0.1307	4.83
Flat Iron	\$ 4.4355	\$ 4.3703						0.68
Blademeat	\$ 4.0676	\$ 4.0818		\$ 2.9808		\$ 3.9818	\$ 0.0858	5.69
Bone-in Shortrib	+++	+++		\$ 5.1913		\$ 6.9345	\$ -0.7845	0.01
Outside Skirt	+++	+++		\$ 6.3081		\$ 8.4264	\$ 0.0001	0.01
Inside Skirt	+++	+++		\$ 4.6631		\$ 6.2290	\$ 0.2235	0.04
Flapmeat	+++	+++		\$ 4.5114		\$ 6.0263	\$ 0.2537	0.88
Ball Tips	+++	+++		\$ 2.1336		\$ 2.8501	\$ 0.0000	0.01
Tri Tips	+++	+++		\$ 3.1046		\$ 4.1471	\$ -0.9071	0.02
Flank Steak	\$ 6.1736	\$ 5.8509		\$ 4.4356		\$ 5.9251	\$ 0.2485	0.83
Pectoral Muscle	\$ 4.0273	\$ 4.1258		\$ 3.1382		\$ 4.1920	\$ -0.1647	4.04
Lointails	+++	+++						0.92

Trim (AAA & AA) (Fed)

	<u>C\$</u>	<u>C\$(Last Wk)</u>	<u>C\$(Last Yr)</u>	<u>US\$</u>		<u>In C\$</u>	<u>Cdn-US Diff\$</u>	<u>Cdn Loads</u>
Fresh 50% Lean Trimmings	\$ 1.0524	\$ 1.0028		\$ 0.5957		\$ 0.7957	\$ 0.2567	25.13
Fresh 65% Lean Trimmings	\$ 1.4843	\$ 1.4482		\$ 0.8783		\$ 1.1732	\$ 0.3111	11.87
Fresh 75% Lean Trimmings	+++	+++						0.01
Fresh 81% Lean Trimmings	+++	+++		\$ 1.5707		\$ 2.0981	\$ 0.1346	2.81
Fresh 85% Lean Trimmings	\$ 2.3236	\$ 2.2166		\$ 1.6302		\$ 2.1776	\$ 0.1460	17.18
Shankmeat	\$ 2.3236	\$ 2.2166						0.01

Ground Beef

	<u>C\$</u>	<u>C\$(Last Wk)</u>	<u>C\$(Last Yr)</u>	<u>US\$</u>		<u>In C\$</u>	<u>Cdn-US Diff\$</u>	<u>Cdn Loads</u>
Extra Lean Ground Beef	+++	+++						6.52
Lean Ground Beef	+++	+++						1.11
Medium Ground Beef	+++	+++						6.98
Regular Ground Beef	+++	+++						2.26
Ground Chuck	+++	+++						0.01
Ground Sirloin	+++	+++		\$ 2.9597		\$ 3.9536	\$ 0.0000	0.01

+++ This is suppressed data that is used in the primal and cutout calculation.

Canfax tries to provide quality information, but we make no claims, promises, or guarantees about the accuracy, completeness or adequacy of the information. Canfax does not guarantee, and accepts no legal liability arising from or connected to, the accuracy, reliability or completeness of any material contained in our publications.