



Canadian Boxed Beef Prices

The data used in the Canadian Boxed Beef Report is provided by the Agriculture and Agri-Food Canada (AAFC). It is based on negotiated prices and volume of boxed beef cuts and on average industry cutting yields. Values reflect CDN dollars per pound.

Week ending: Friday, August 16, 2019

Exchange Rate: 1.3324

	Canadian AAA			Canadian AA/A		
	This Week	Last Week	Last Year	This Week	Last Week	Last Year
CHUCK	\$ 2.2397	\$ 2.2329	\$ 2.3207	\$ 2.1386	\$ 2.1043	\$ 2.2101
RIB	\$ 4.7253	\$ 4.5182	\$ 4.1858	\$ 3.5342	\$ 3.3848	\$ 3.9762
LOIN	\$ 3.7755	\$ 3.7284	\$ 3.4950	\$ 3.1229	\$ 3.1883	\$ 3.2994
ROUND	\$ 2.1936	\$ 2.1453	\$ 2.0985	\$ 2.2306	\$ 2.1483	\$ 2.0735
BRISKET	\$ 2.3563	\$ 2.2927	\$ 2.0166	\$ 2.3563	\$ 2.2927	\$ 2.0166
SHORT PLATE	\$ 2.4333	\$ 2.1082	\$ 2.0336	\$ 2.4333	\$ 2.1082	\$ 2.0336
FLANK	\$ 1.4749	\$ 1.4128	\$ 1.5332	\$ 1.4749	\$ 1.4128	\$ 1.5332















	USDA Choice	Canadian AAA			USDA Select	Canadian AA		
	This Week (CDN\$)	This Week	Last Week	Last Year	This Week (CDN\$)	This Week	Last Week	Last Year
Carcass Cutout	\$ 3.0702	\$ 2.8332	\$ 2.7585	\$ 2.6716	\$ 2.7399	\$ 2.5369	\$ 2.4770	\$ 2.5678
Load Count Totals		226.65	205.60	246.29				

AAA Product






	C\$	C\$(Last Wk)	C\$(Last Yr)	US\$	In C\$	Cdn-US Diff\$	Cdn Loads
Quebec Spec	n/a	n/a	n/a				
Semi-Boneless	+++	+++	+++	\$ 2.3147	\$ 3.0841	\$ 0.3759	0.34
Short Cut shoulder clod	+++	+++	+++	\$ 2.2340	\$ 2.9766	\$ -0.1966	0.01
Clod Heart	n/a	n/a	n/a	\$ 2.9242	\$ 3.8962		
Clod Tender	+++	+++	+++	\$ 3.6174	\$ 4.8198	\$ -1.1398	0.19
2 Piece Boneless Chuck	n/a	n/a	n/a				
Chuck Roll	+++	+++	+++	\$ 2.7432	\$ 3.6550	\$ 0.1923	3.89
Chuck Roll 0x0	n/a	n/a	n/a				
Oven Ready Rib	+++	+++	+++				0.03
Bone-in Lipon Ribeye 17 up	n/a	n/a	n/a	\$ 7.5895	\$ 10.1122		
Bone-in Lipon Ribeye 17 dn	+++	+++	+++	\$ 7.5895	\$ 10.1122	\$ -0.9722	2.74
Boneless Lipon Ribeye 14 up	+++	+++	+++	\$ 8.3996	\$ 11.1916	\$ -0.9716	0.10
Boneless Lipon Ribeye 14 dn	n/a	n/a	n/a	\$ 8.4553	\$ 11.2658		
Back Ribs	+++	n/a	+++	\$ 1.3883	\$ 1.8498	\$ 1.7189	0.01
Short Loin 1x0	\$ 7.9897	\$ 7.3595	\$ 7.1363	\$ 6.6722	\$ 8.8900	\$ -0.9003	1.37
Striploin 0x1 13up	\$ 8.4023	\$ 7.9831	\$ 6.8658	\$ 6.7700	\$ 9.0203	\$ -0.6180	11.44
Striploin 0x1 13dn	n/a	n/a	n/a	\$ 6.7700	\$ 9.0203		

Top Butt 13up	\$ 4.3129	\$ 4.2392	\$ 4.4193	\$ 3.1210		\$ 4.1584	\$ 0.1545	2.78
Top Butt 13dn	n/a	n/a	n/a	\$ 3.1210		\$ 4.1584		
PSMO Tenderloin	\$ 12.9689	\$ 12.4146	\$ 11.9197	\$ 9.8972		\$ 13.1870	\$ -0.2181	4.18
Butt Tenderloin	\$ 11.6338	+++	\$ 11.4338	\$ 9.1290		\$ 12.1635	\$ -0.5297	0.40
Boneless Round	n/a	n/a	n/a					
Inside Round 1"	n/a	n/a	n/a	\$ 2.2631		\$ 3.0154		
Inside Round	\$ 2.9454	\$ 2.8737	\$ 2.8038	\$ 2.3487		\$ 3.1294	\$ -0.1840	6.76
Outside Flat	\$ 2.9878	\$ 2.7981	\$ 2.6596	\$ 2.2418		\$ 2.9870	\$ 0.0008	2.24
Eye of round	\$ 3.4314	\$ 3.2358	\$ 2.8827	\$ 2.3498		\$ 3.1309	\$ 0.3005	5.77
Peeled Knuckle	+++	+++	+++	\$ 2.4495		\$ 3.2637	\$ -0.2337	3.88
Gooseneck	n/a	n/a	n/a	\$ 2.0921		\$ 2.7875		
AA Product								
	<u>C\$</u>	<u>C\$(Last Wk)</u>	<u>C\$(Last Yr)</u>	<u>US\$</u>		<u>In C\$</u>	<u>Cdn-US Diff\$</u>	<u>Cdn Loads</u>
Quebec Spec	n/a	n/a	n/a					
Semi-Boneless	n/a	n/a	n/a	\$ 2.3286		\$ 3.1026		
Short Cut shoulder clod	+++	+++	+++	\$ 2.2374		\$ 2.9811	\$ -0.1911	0.35
Clod Heart	n/a	n/a	n/a					
Clod Tender	+++	+++	+++	\$ 3.1132		\$ 4.1480	\$ -0.5380	0.42
2 Piece Boneless Chuck	n/a	n/a	n/a					
Chuck Roll	+++	+++	+++	\$ 2.5821		\$ 3.4404	\$ 0.0752	0.34
Chuck Roll 0x0	n/a	n/a	n/a					
Oven Ready Rib	n/a	n/a	+++					
Bone-in Lipon Ribeye 17 up	+++	+++	+++	\$ 5.3144		\$ 7.0809	\$ -0.4477	1.55
Bone-in Lipon Ribeye 17 dn	+++	+++	+++	\$ 5.3144		\$ 7.0809	\$ -1.1541	6.75
Boneless Lipon Ribeye 14 up	+++	+++	+++	\$ 5.8911		\$ 7.8493	\$ -0.8652	1.48
Boneless Lipon Ribeye 14 dn	n/a	n/a	n/a	\$ 5.8788		\$ 7.8329		
Back Ribs	+++	+++	+++	\$ 1.3883		\$ 1.8498	\$ 1.7189	0.00
Short Loin 1x0	\$ 5.4657	\$ 5.5361	\$ 6.1211	\$ 4.5322		\$ 6.0387	\$ -0.5730	8.86
Striploin 0x1 13up	\$ 6.1943	\$ 5.7741	\$ 6.3244	\$ 4.6164		\$ 6.1509	\$ 0.0434	4.80
Striploin 0x1 13dn	n/a	n/a	n/a	\$ 4.6164		\$ 6.1509		
Top Butt 13up	\$ 3.5346	\$ 3.5111	\$ 4.1346	\$ 2.7783		\$ 3.7018	\$ -0.1672	6.63
Top Butt 13dn	n/a	n/a	n/a	\$ 2.7783		\$ 3.7018		
PSMO Tenderloin	\$ 10.6931	\$ 10.9455	\$ 11.3610	\$ 8.6921		\$ 11.5814	\$ -0.8883	3.33
Butt Tenderloin	\$ 10.9831	+++	\$ 10.8460	\$ 7.9029		\$ 10.5298	\$ 0.4533	1.05
Boneless Round	n/a	n/a	n/a					
Inside Round 1"	n/a	n/a	n/a	\$ 2.4453		\$ 3.2581		
Inside Round	\$ 3.1090	\$ 2.9617	\$ 2.7668	\$ 2.3020		\$ 3.0672	\$ 0.0418	26.03
Outside Flat	\$ 3.0134	\$ 2.7571	\$ 2.6518	\$ 2.1822		\$ 2.9076	\$ 0.1058	8.72
Eye of round	\$ 3.3906	\$ 3.0802	\$ 2.8948	\$ 2.4054		\$ 3.2050	\$ 0.1856	3.99
Peeled Knuckle	+++	+++	+++	\$ 2.4417		\$ 3.2533	\$ -0.2733	3.45
Gooseneck	+++	+++	n/a	\$ 1.9676		\$ 2.6216	\$ -0.1850	0.01







Thin Meats (AAA/AA)

	<u>C\$</u>	<u>C\$(Last Wk)</u>	<u>C\$(Last Yr)</u>	<u>US\$</u>		<u>In C\$</u>	<u>Cdn-US Diff\$</u>	<u>Cdn Loads</u>
Chuck Tender	\$ 3.1560	\$ 2.9209	\$ 2.8537	\$ 2.3312		\$ 3.1061	\$ 0.0499	0.48
Briskets 120	\$ 3.4095	\$ 3.2823	\$ 2.8762	\$ 2.5180		\$ 3.3550	\$ 0.0545	6.81
Bone-in Chuck Shortrib	\$ 4.2482	\$ 4.3123	\$ 4.9714	\$ 3.2599		\$ 4.3435	\$ -0.0953	5.35
Flat Iron	\$ 3.9651	\$ 3.5337	\$ 4.9621					0.36
Blademeat	+++	\$ 3.2388	\$ 3.6808	\$ 2.5753		\$ 3.4313	\$ -0.2474	3.12
Bone-in Shortrib	+++	+++	+++	\$ 4.9637		\$ 6.6136	\$ 0.0920	0.01
Outside Skirt	+++	+++	+++	\$ 6.5454		\$ 8.7211	\$ 0.0003	0.01
Inside Skirt	+++	+++	+++	\$ 4.2669		\$ 5.6852	\$ 2.9898	0.02
Flapmeat	+++	+++	+++	\$ 5.5477		\$ 7.3918	\$ -0.9378	0.15
Ball Tips	+++	+++	+++	\$ 2.4793		\$ 3.3034	\$ 0.0001	0.01
Tri Tips	+++	+++	+++	\$ 3.2678		\$ 4.3540	\$ 0.0002	0.01
Flank Steak	\$ 6.3461	\$ 5.8439	\$ 6.9215	\$ 4.6061		\$ 6.1372	\$ 0.2089	0.71
Pectoral Muscle	\$ 3.4445	\$ 3.2643	\$ 3.6839	\$ 2.6215		\$ 3.4929	\$ -0.0484	2.80
Lointails	+++	+++	+++					0.96

Trim (AAA & AA) (Fed)

	<u>C\$</u>	<u>C\$(Last Wk)</u>	<u>C\$(Last Yr)</u>	<u>US\$</u>		<u>In C\$</u>	<u>Cdn-US Diff\$</u>	<u>Cdn Loads</u>
Fresh 50% Lean Trimmings	\$ 1.2074	\$ 1.2261	\$ 1.0373	\$ 0.9102		\$ 1.2128	\$ -0.0054	27.20
Fresh 65% Lean Trimmings	\$ 1.7210	\$ 1.7165	\$ 1.8156	\$ 1.3141		\$ 1.7509	\$ -0.0299	10.04
Fresh 75% Lean Trimmings	+++	+++	\$ 2.1523					3.56
Fresh 85% Lean Trimmings	\$ 2.7152	\$ 2.6943	\$ 2.4845	\$ 1.9975		\$ 2.6615	\$ 0.0537	24.46
Shankmeat	\$ 2.7152	\$ 2.6943	\$ 2.4845					0.01

Ground Beef

	<u>C\$</u>	<u>C\$(Last Wk)</u>	<u>C\$(Last Yr)</u>	<u>US\$</u>		<u>In C\$</u>	<u>Cdn-US Diff\$</u>	<u>Cdn Loads</u>
Extra Lean Ground Beef	+++	+++	+++					4.69
Lean Ground Beef	+++	+++	+++					6.61
Medium Ground Beef	+++	+++	+++					0.40
Regular Ground Beef	+++	+++	+++					4.98
Ground Chuck	+++	+++	+++	\$ 2.2898		\$ 3.0509	\$ 0.0001	0.01
Ground Sirloin	+++	+++	+++	\$ 3.1615		\$ 4.2124	\$ 0.0001	0.01

+++ This is suppressed data that is used in the primal and cutout calculation.

Canfax tries to provide quality information, but we make no claims, promises, or guarantees about the accuracy, completeness or adequacy of the information. Canfax does not guarantee, and accepts no legal liability arising from or connected to, the accuracy, reliability or completeness of any material contained in our publications.