



Canadian Boxed Beef Prices

The data used in the Canadian Boxed Beef Report is provided by the Agriculture and Agri-Food Canada (AAFC). It is based on negotiated prices and volume of boxed beef cuts and on average industry cutting yields. Values reflect CDN dollars per pound.

Week ending: Friday, January 4, 2019

Exchange Rate: 1.3501

	Canadian AAA			Canadian AA/A		
	This Week	Last Week	Last Year	This Week	Last Week	Last Year
CHUCK	\$ 2.0511	\$ 2.0275	\$ 2.1982	\$ 1.9205	\$ 1.9203	\$ 2.1982
RIB	\$ 4.2254	\$ 4.8146	\$ 3.8319	\$ 3.5739	\$ 3.8394	\$ 3.4842
LOIN	\$ 3.3359	\$ 3.2747	\$ 3.4100	\$ 3.1145	\$ 3.1402	\$ 3.1293
ROUND	\$ 2.2057	\$ 2.1547	\$ 2.1781	\$ 2.1324	\$ 2.1085	\$ 2.2241
BRISKET	\$ 2.2560	\$ 2.3627	\$ 2.2791	\$ 2.2560	\$ 2.3627	\$ 2.2791
SHORT PLATE	\$ 2.0777	\$ 1.9039	\$ 1.8158	\$ 2.0777	\$ 1.9039	\$ 1.8158
FLANK	\$ 1.2526	\$ 1.2114	\$ 1.3095	\$ 1.2526	\$ 1.2114	\$ 1.3095















	USDA Choice	Canadian AAA			USDA Select	Canadian AA		
	This Week (CDN\$)	This Week	Last Week	Last Year	This Week (CDN\$)	This Week	Last Week	Last Year
Carcass Cutout	\$ 2.9128	\$ 2.5919	\$ 2.6193	\$ 2.5847	\$ 2.8305	\$ 2.4155	\$ 2.4374	\$ 2.4956
Load Count Totals		155.29	149.82	204.38				

AAA Product




	C\$	C\$(Last Wk)	C\$(Last Yr)	US\$	In C\$	Cdn-US Diff\$	Cdn Loads
Quebec Spec	n/a	n/a	+++				
Semi-Boneless	n/a	n/a	+++	\$ 2.2452	\$ 3.0312		
Short Cut shoulder clod	+++	+++	\$ 2.8118	\$ 2.0638	\$ 2.7863	\$ 0.3129	0.01
Clod Heart	n/a	n/a	n/a	\$ 2.6198	\$ 3.5370		
Clod Tender	n/a	+++	\$ 4.8414	\$ 4.1638	\$ 5.6215		
2 Piece Boneless Chuck	n/a	n/a	n/a				
Chuck Roll	+++	+++	+++	\$ 3.0275	\$ 4.0874	\$ -0.5058	0.96
Chuck Roll 0x0	n/a	n/a	+++				
Oven Ready Rib	+++	+++	+++				0.02
Bone-in Lipon Ribeye 17 up	n/a	n/a	+++	\$ 6.3420	\$ 8.5623		
Bone-in Lipon Ribeye 17 dn	+++	+++	+++	\$ 6.3420	\$ 8.5623	\$ -0.4623	3.33
Boneless Lipon Ribeye 14 up	+++	+++	+++	\$ 7.3699	\$ 9.9501	\$ -1.8201	1.51
Boneless Lipon Ribeye 14 dn	n/a	n/a	+++	\$ 7.4190	\$ 10.0164		
Back Ribs	+++	+++	+++	\$ 1.2667	\$ 1.7102	\$ 1.6885	0.01
Short Loin 1x0	\$ 6.4140	+++	\$ 6.6085	\$ 5.0264	\$ 6.7861	\$ -0.3721	0.50
Striploin 0x1 13up	\$ 6.2560	+++	\$ 6.7275	\$ 5.3088	\$ 7.1674	\$ -0.9114	7.09
Striploin 0x1 13dn	n/a	n/a	\$ 6.7275	\$ 5.3088	\$ 7.1674		

Top Butt 13up	\$ 4.4827	\$ 4.1218	\$ 4.3254	\$ 3.5139		\$ 4.7441	\$ -0.2614	7.71
Top Butt 13dn	n/a	n/a	\$ 4.3254	\$ 3.5139		\$ 4.7441		
PSMO Tenderloin	\$ 11.6615	+++	\$ 12.0502	\$ 10.1879		\$ 13.7547	\$ -2.0932	2.74
Butt Tenderloin	\$ 10.9984	+++	\$ 12.5073	\$ 10.1713		\$ 13.7323	\$ -2.7339	0.19
Boneless Round	n/a	n/a	n/a	\$ 2.2496		\$ 3.0372		
Inside Round 1"	n/a	n/a	+++	\$ 2.2206		\$ 2.9980		
Inside Round	\$ 3.0277	\$ 2.9641	\$ 2.8483	\$ 2.2764		\$ 3.0734	\$ -0.0457	6.03
Outside Flat	\$ 2.9487	\$ 2.9033	\$ 3.0526	\$ 2.1628		\$ 2.9200	\$ 0.0287	2.14
Eye of round	\$ 3.2299	\$ 3.0324	\$ 3.2147	\$ 2.5223		\$ 3.4054	\$ -0.1755	5.41
Peeled Knuckle	+++	+++	+++	\$ 2.4044		\$ 3.2462	\$ 0.0638	7.03
Gooseneck	n/a	n/a	+++	\$ 2.1123		\$ 2.8518		
AA Product								
	<u>C\$</u>	<u>C\$(Last Wk)</u>	<u>C\$(Last Yr)</u>	<u>US\$</u>		<u>In C\$</u>	<u>Cdn-US Diff\$</u>	<u>Cdn Loads</u>
Quebec Spec	n/a	n/a	+++					
Semi-Boneless	n/a	n/a	+++	\$ 2.2214		\$ 2.9991		
Short Cut shoulder clod	+++	+++	\$ 2.8118	\$ 2.1447		\$ 2.8956	\$ -0.3798	1.03
Clod Heart	n/a	n/a	n/a					
Clod Tender	+++	+++	\$ 4.8414	\$ 4.0170		\$ 5.4234	\$ -0.6834	0.13
2 Piece Boneless Chuck	n/a	n/a	n/a					
Chuck Roll	+++	+++	+++	\$ 2.9126		\$ 3.9323	\$ -0.7292	0.09
Chuck Roll 0x0	n/a	n/a	+++					
Oven Ready Rib	n/a	n/a	n/a					
Bone-in Lipon Ribeye 17 up	+++	+++	+++	\$ 5.9710		\$ 8.0614	\$ -2.1981	3.35
Bone-in Lipon Ribeye 17 dn	+++	+++	+++	\$ 5.9710		\$ 8.0614	\$ -1.4294	2.08
Boneless Lipon Ribeye 14 up	+++	+++	+++	\$ 6.5469		\$ 8.8390	\$ -1.5065	0.17
Boneless Lipon Ribeye 14 dn	n/a	n/a	+++	\$ 6.3996		\$ 8.6401		
Back Ribs	+++	+++	+++	\$ 1.2667		\$ 1.7102	\$ 1.1129	0.01
Short Loin 1x0	\$ 5.3499	+++	\$ 5.5074	\$ 4.5325		\$ 6.1193	\$ -0.7694	4.17
Striploin 0x1 13up	\$ 5.3973	+++	\$ 5.5496	\$ 4.5919		\$ 6.1995	\$ -0.8022	2.52
Striploin 0x1 13dn	n/a	n/a	\$ 5.5496	\$ 4.5919		\$ 6.1995		
Top Butt 13up	\$ 4.0886	\$ 3.9337	\$ 4.0555	\$ 3.4258		\$ 4.6252	\$ -0.5366	4.53
Top Butt 13dn	n/a	n/a	\$ 4.0555	\$ 3.4258		\$ 4.6252		
PSMO Tenderloin	\$ 11.9094	+++	\$ 11.3440	\$ 10.2568		\$ 13.8477	\$ -1.9383	0.96
Butt Tenderloin	\$ 11.5238	+++	\$ 12.1587	\$ 10.1369		\$ 13.6858	\$ -2.1620	0.53
Boneless Round	n/a	n/a	n/a					
Inside Round 1"	n/a	n/a	+++	\$ 2.3610		\$ 3.1876		
Inside Round	\$ 2.7719	\$ 2.7939	\$ 2.8895	\$ 2.2729		\$ 3.0686	\$ -0.2967	12.66
Outside Flat	\$ 2.7825	\$ 2.7391	\$ 3.1307	\$ 2.1969		\$ 2.9660	\$ -0.1835	4.22
Eye of round	\$ 3.3274	\$ 3.1596	\$ 3.3692	\$ 2.5967		\$ 3.5058	\$ -0.1784	1.33
Peeled Knuckle	+++	+++	+++	\$ 2.4565		\$ 3.3165	\$ 0.0935	2.10
Gooseneck	+++	+++	+++	\$ 1.9534		\$ 2.6373	\$ -0.2007	0.01







Thin Meats (AAA/AA)

	<u>C\$</u>	<u>C\$(Last Wk)</u>	<u>C\$(Last Yr)</u>	<u>US\$</u>		<u>In C\$</u>	<u>Cdn-US Diff\$</u>	<u>Cdn Loads</u>
Chuck Tender	\$ 2.8467	\$ 2.7063	\$ 3.1020	\$ 2.3258		\$ 3.1401	\$ -0.2934	1.18
Briskets 120	\$ 3.3144	\$ 3.4889	\$ 3.2969	\$ 2.7853		\$ 3.7604	\$ -0.4460	0.92
Bone-in Chuck Shortrib	\$ 4.1462	\$ 3.9548	\$ 4.4093	\$ 3.3155		\$ 4.4763	\$ -0.3301	2.01
Flat Iron	\$ 3.6570	\$ 3.5479	\$ 4.1387					0.91
Blademeat	\$ 3.8324	\$ 3.7174	\$ 3.2572	\$ 3.0277		\$ 4.0877	\$ -0.2553	5.06
Bone-in Shortrib	+++	+++	+++	\$ 5.1729		\$ 6.9839	\$ -0.2439	0.10
Outside Skirt	+++	+++	+++	\$ 6.5974		\$ 8.9071	\$ 0.0525	0.24
Inside Skirt	+++	+++	+++	\$ 5.0177		\$ 6.7744	\$ 0.2169	0.01
Flapmeat	+++	+++	+++	\$ 4.8724		\$ 6.5782	\$ 0.4918	0.09
Ball Tips	+++	+++	+++	\$ 2.2450		\$ 3.0310	\$ -0.0001	0.01
Tri Tips	+++	+++	+++	\$ 3.3389		\$ 4.5078	\$ -1.4478	0.02
Flank Steak	\$ 5.6478	\$ 5.4507	\$ 5.5806	\$ 4.5985		\$ 6.2084	\$ -0.5606	1.06
Pectoral Muscle	\$ 3.1206	\$ 3.7171	\$ 3.4049	\$ 3.1917		\$ 4.3091	\$ -1.1885	2.38
Lointails	+++	+++	\$ 3.4061					0.84

Trim (AAA & AA) (Fed)

	<u>C\$</u>	<u>C\$(Last Wk)</u>	<u>C\$(Last Yr)</u>	<u>US\$</u>		<u>In C\$</u>	<u>Cdn-US Diff\$</u>	<u>Cdn Loads</u>
Fresh 50% Lean Trimmings	\$ 0.8498	\$ 0.8183	\$ 0.9939	\$ 0.6567		\$ 0.8866	\$ -0.0368	22.82
Fresh 65% Lean Trimmings	\$ 1.2125	\$ 1.1655	\$ 1.7992	\$ 0.9712		\$ 1.3112	\$ -0.0987	8.82
Fresh 75% Lean Trimmings	+++	+++	+++					0.01
Fresh 81% Lean Trimmings	+++	+++	+++	\$ 1.5900		\$ 2.1467	\$ -0.3443	2.45
Fresh 85% Lean Trimmings	\$ 2.1651	\$ 2.1713	\$ 2.5386	\$ 1.6619		\$ 2.2437	\$ -0.0786	13.63
Shankmeat	+++	\$ 2.1713	\$ 2.5386					0.01

Ground Beef

	<u>C\$</u>	<u>C\$(Last Wk)</u>	<u>C\$(Last Yr)</u>	<u>US\$</u>		<u>In C\$</u>	<u>Cdn-US Diff\$</u>	<u>Cdn Loads</u>
Extra Lean Ground Beef	+++	+++	+++					4.13
Lean Ground Beef	+++	+++	+++					0.69
Medium Ground Beef	+++	+++	n/a					0.60
Regular Ground Beef	+++	+++	+++					2.73
Ground Chuck	+++	+++	+++					0.01
Ground Sirloin	+++	+++	+++	\$ 3.0100		\$ 4.0638	\$ -0.0001	0.01

+++ This is suppressed data that is used in the primal and cutout calculation.

Canfax tries to provide quality information, but we make no claims, promises, or guarantees about the accuracy, completeness or adequacy of the information. Canfax does not guarantee, and accepts no legal liability arising from or connected to, the accuracy, reliability or completeness of any material contained in our publications.