



Canadian Boxed Beef Prices

The data used in the Canadian Boxed Beef Report is provided by the Agriculture and Agri-Food Canada (AAFC). It is based on negotiated prices and volume of boxed beef cuts and on average industry cutting yields. Values reflect CDN dollars per pound.

Week ending: Friday, April 27, 2018

Exchange Rate: 1.2862

	Canadian AAA			Canadian AA/A		
	This Week	Last Week	Last Year	This Week	Last Week	Last Year
CHUCK	\$ 2.1603	\$ 2.1464		\$ 2.1603	\$ 2.1464	
RIB	\$ 4.3251	\$ 4.1006		\$ 4.0681	\$ 4.0532	
LOIN	\$ 3.7209	\$ 3.6519		\$ 3.4118	\$ 3.3165	
ROUND	\$ 2.0724	\$ 2.0385		\$ 2.1224	\$ 2.0744	
BRISKET	\$ 2.1382	\$ 2.1680		\$ 2.1382	\$ 2.1680	
SHORT PLATE	\$ 2.1259	\$ 2.0912		\$ 2.1259	\$ 2.0912	
FLANK	\$ 1.4778	\$ 1.4741		\$ 1.4778	\$ 1.4741	















	USDA Choice	Canadian AAA			USDA Select	Canadian AA		
	This Week (CDN\$)	This Week	Last Week	Last Year	This Week (CDN\$)	This Week	Last Week	Last Year
Carcass Cutout	\$ 2.8121	\$ 2.6928	\$ 2.6398		\$ 2.6130	\$ 2.6090	\$ 2.5711	
Load Count Totals		223.11	210.14	0.00				

AAA Product







	C\$	C\$(Last Wk)	C\$(Last Yr)	US\$	In C\$	Cdn-US Diff\$	Cdn Loads
Quebec Spec	+++	+++					0.07
Semi-Boneless	+++	+++		\$ 2.1629	\$ 2.7819	\$ 0.7681	0.03
Short Cut shoulder clod	\$ 2.7974	\$ 2.7995		\$ 2.2446	\$ 2.8870	\$ -0.0896	1.30
Clod Heart	n/a	n/a		\$ 2.3098	\$ 2.9709		
Clod Tender	+++	+++		\$ 5.6370	\$ 7.2503	\$ -1.4803	0.01
2 Piece Boneless Chuck	n/a	n/a					
Chuck Roll	+++	+++		\$ 2.8652	\$ 3.6852	\$ -0.0884	1.58
Chuck Roll 0x0	+++	+++					0.01
Oven Ready Rib	\$ 10.0700	+++					0.10
Bone-in Lipon Ribeye 17 up	+++	+++		\$ 6.9794	\$ 8.9769	\$ -0.9769	0.01
Bone-in Lipon Ribeye 17 dn	+++	+++		\$ 6.9794	\$ 8.9769	\$ -0.9769	1.28
Boneless Lipon Ribeye 14 up	+++	+++		\$ 7.7546	\$ 9.9740	\$ -1.2040	0.33
Boneless Lipon Ribeye 14 dn	+++	+++		\$ 7.8826	\$ 10.1386	\$ -1.3686	0.01
Back Ribs	+++	+++		\$ 1.2002	\$ 1.5437	\$ 1.4750	0.01
Short Loin 1x0	\$ 7.6704	\$ 7.8210		\$ 6.0693	\$ 7.8063	\$ -0.1359	0.44
Striploin 0x1 13up	\$ 8.6927	\$ 8.2420		\$ 7.1496	\$ 9.1958	\$ -0.5031	4.98
Striploin 0x1 13dn	\$ 8.6927	\$ 8.2420		\$ 7.1496	\$ 9.1958	\$ -0.5031	0.01

Top Butt 13up	\$ 4.5776	\$ 4.4552	\$ 3.4086		\$ 4.3841	\$ 0.1935	6.86	
Top Butt 13dn	\$ 4.5776	\$ 4.4552	\$ 3.4086		\$ 4.3841	\$ 0.1935	0.01	
PSMO Tenderloin	\$ 11.6130	\$ 11.3873	\$ 9.1037		\$ 11.7092	\$ -0.0962	6.39	
Butt Tenderloin	\$ 10.9345	\$ 11.6060	\$ 9.0149		\$ 11.5950	\$ -0.6605	0.30	
Boneless Round	n/a	n/a	\$ 2.1348		\$ 2.7458			
Inside Round 1"	n/a	n/a	\$ 2.1781		\$ 2.8015			
Inside Round	\$ 2.8228	\$ 2.7003	\$ 2.2359		\$ 2.8758	\$ -0.0530	6.82	
Outside Flat	\$ 2.5928	\$ 2.5955	\$ 2.0993		\$ 2.7001	\$ -0.1073	4.21	
Eye of round	\$ 3.0366	\$ 3.0564	\$ 2.2537		\$ 2.8987	\$ 0.1379	4.50	
Peeled Knuckle	+++	+++	\$ 2.2728		\$ 2.9233	\$ 0.1067	4.66	
Gooseneck	n/a	n/a	\$ 1.9246		\$ 2.4754			
AA Product								
	<u>C\$</u>	<u>C\$(Last Wk)</u>	<u>C\$(Last Yr)</u>	<u>US\$</u>		<u>In C\$</u>	<u>Cdn-US Diff\$</u>	<u>Cdn Loads</u>
Quebec Spec	+++	+++						0.07
Semi-Boneless	+++	+++	\$ 2.1719		\$ 2.7935	\$ 0.7565		0.03
Short Cut shoulder clod	\$ 2.7974	\$ 2.7995	\$ 2.2183		\$ 2.8532	\$ -0.0558		1.30
Clod Heart	n/a	n/a						
Clod Tender	+++	+++	\$ 4.8156		\$ 6.1938	\$ -0.4238		0.01
2 Piece Boneless Chuck	n/a	n/a						
Chuck Roll	+++	+++	\$ 2.6994		\$ 3.4720	\$ 0.1248		1.58
Chuck Roll 0x0	+++	+++						0.01
Oven Ready Rib	n/a	n/a						
Bone-in Lipon Ribeye 17 up	+++	+++	\$ 5.7037		\$ 7.3361	\$ 0.6282		2.06
Bone-in Lipon Ribeye 17 dn	+++	+++	\$ 5.7037		\$ 7.3361	\$ 0.1522		4.05
Boneless Lipon Ribeye 14 up	+++	+++	\$ 6.7672		\$ 8.7040	\$ -0.4184		0.90
Boneless Lipon Ribeye 14 dn	+++	+++	\$ 6.4855		\$ 8.3417	\$ -0.0561		0.01
Back Ribs	+++	+++	\$ 1.2002		\$ 1.5437	\$ 1.4750		0.07
Short Loin 1x0	\$ 6.4000	\$ 6.4604	\$ 4.3564		\$ 5.6032	\$ 0.7968		0.40
Striploin 0x1 13up	\$ 6.7725	\$ 6.2321	\$ 5.0206		\$ 6.4575	\$ 0.3150		3.83
Striploin 0x1 13dn	\$ 6.7725	\$ 6.2321	\$ 5.0206		\$ 6.4575	\$ 0.3150		0.01
Top Butt 13up	\$ 4.4207	\$ 4.4207	\$ 3.2918		\$ 4.2339	\$ 0.1868		6.23
Top Butt 13dn	\$ 4.4207	\$ 4.4207	\$ 3.2918		\$ 4.2339	\$ 0.1868		0.01
PSMO Tenderloin	\$ 11.7928	\$ 10.7320	\$ 8.7850		\$ 11.2993	\$ 0.4935		4.53
Butt Tenderloin	\$ 10.6540	\$ 10.9034	\$ 8.5910		\$ 11.0497	\$ -0.3957		0.06
Boneless Round	n/a	n/a	\$ 2.2987		\$ 2.9566			
Inside Round 1"	n/a	n/a	\$ 2.1441		\$ 2.7577			
Inside Round	\$ 2.9395	\$ 2.8517	\$ 2.2492		\$ 2.8929	\$ 0.0466		18.35
Outside Flat	\$ 2.6850	\$ 2.6565	\$ 2.0768		\$ 2.6712	\$ 0.0138		7.81
Eye of round	\$ 3.0447	\$ 2.9116	\$ 2.2572		\$ 2.9032	\$ 0.1415		1.43
Peeled Knuckle	+++	+++	\$ 2.2739		\$ 2.9247	\$ 0.1553		1.64
Gooseneck	n/a	n/a	\$ 1.8748		\$ 2.4114			







Thin Meats (AAA/AA)

	<u>C\$</u>	<u>C\$(Last Wk)</u>	<u>C\$(Last Yr)</u>	<u>US\$</u>		<u>In C\$</u>	<u>Cdn-US Diff\$</u>	<u>Cdn Loads</u>
Chuck Tender	\$ 2.7037	\$ 2.6499		\$ 2.0824		\$ 2.6784	\$ 0.0253	3.12
Briskets 120	\$ 3.0668	\$ 3.1131		\$ 2.4133		\$ 3.1040	\$ -0.0372	4.39
Bone-in Chuck Shortrib	\$ 4.3392	\$ 4.3870		\$ 3.0622		\$ 3.9386	\$ 0.4006	2.63
Flat Iron	\$ 4.5474	\$ 4.3374						0.24
Blademeat	\$ 3.4412	\$ 3.3374		\$ 2.6775		\$ 3.4438	\$ -0.0026	6.55
Bone-in Shortrib	+++	+++		\$ 4.8620		\$ 6.2535	\$ -0.0635	0.01
Outside Skirt	+++	+++		\$ 7.2970		\$ 9.3854	\$ -0.0002	0.01
Inside Skirt	+++	+++		\$ 4.2031		\$ 5.4060	\$ 0.1080	0.01
Flapmeat	+++	+++		\$ 5.3004		\$ 6.8174	\$ -0.0341	0.12
Ball Tips	+++	+++		\$ 2.0804		\$ 2.6758	\$ 0.0000	0.01
Tri Tips	+++	+++		\$ 3.2585		\$ 4.1911	\$ -1.0811	0.01
Flank Steak	\$ 6.5644	\$ 6.5246		\$ 5.0114		\$ 6.4457	\$ 0.1187	0.97
Pectoral Muscle	\$ 3.3998	\$ 3.3575		\$ 2.7028		\$ 3.4763	\$ -0.0765	4.32
Lointails	+++	+++						1.01

Trim (AAA & AA) (Fed)

	<u>C\$</u>	<u>C\$(Last Wk)</u>	<u>C\$(Last Yr)</u>	<u>US\$</u>		<u>In C\$</u>	<u>Cdn-US Diff\$</u>	<u>Cdn Loads</u>
Fresh 50% Lean Trimmings	\$ 1.0381	\$ 1.0578		\$ 0.9525		\$ 1.2251	\$ -0.1870	49.90
Fresh 65% Lean Trimmings	\$ 1.8189	\$ 1.7388		\$ 1.2277		\$ 1.5791	\$ 0.2398	11.76
Fresh 75% Lean Trimmings	+++	+++		\$ 1.6278		\$ 2.0937	\$ 0.0928	0.01
Fresh 81% Lean Trimmings	+++	+++		\$ 1.7315		\$ 2.2271	\$ 0.2619	7.28
Fresh 85% Lean Trimmings	\$ 2.5540	\$ 2.5429		\$ 1.9142		\$ 2.4620	\$ 0.0920	21.40
Shankmeat	\$ 2.5540	\$ 2.5429						0.01

Ground Beef

	<u>C\$</u>	<u>C\$(Last Wk)</u>	<u>C\$(Last Yr)</u>	<u>US\$</u>		<u>In C\$</u>	<u>Cdn-US Diff\$</u>	<u>Cdn Loads</u>
Extra Lean Ground Beef	+++	+++						6.39
Lean Ground Beef	+++	+++						1.13
Medium Ground Beef	n/a	+++						
Regular Ground Beef	+++	+++						3.54
Ground Chuck	+++	+++		\$ 1.9941		\$ 2.5648	\$ -0.1869	0.01
Ground Sirloin	+++	+++		\$ 3.1100		\$ 4.0001	\$ -0.0001	0.01

+++ This is suppressed data that is used in the primal and cutout calculation.

Canfax tries to provide quality information, but we make no claims, promises, or guarantees about the accuracy, completeness or adequacy of the information. Canfax does not guarantee, and accepts no legal liability arising from or connected to, the accuracy, reliability or completeness of any material contained in our publications.