



Canadian Boxed Beef Prices

The data used in the Canadian Boxed Beef Report is provided by the Agriculture and Agri-Food Canada (AAFC). It is based on negotiated prices and volume of boxed beef cuts and on average industry cutting yields. Values reflect CDN dollars per pound.

Week ending: Friday, December 13, 2019

Exchange Rate: 1.3182

	Canadian AAA			Canadian AA/A		
	This Week	Last Week	Last Year	This Week	Last Week	Last Year
CHUCK	\$ 2.4257	\$ 2.3794	\$ 2.2403	\$ 2.2290	\$ 2.3104	\$ 2.2035
RIB	\$ 5.2181	\$ 5.3566	\$ 5.0114	\$ 4.3775	\$ 4.3533	\$ 4.4586
LOIN	\$ 3.5595	\$ 3.6050	\$ 3.4876	\$ 3.2100	\$ 3.2613	\$ 3.2108
ROUND	\$ 2.4247	\$ 2.4511	\$ 2.1677	\$ 2.4122	\$ 2.4432	\$ 2.2010
BRISKET	\$ 2.5267	\$ 2.5309	\$ 2.4314	\$ 2.5267	\$ 2.5309	\$ 2.4314
SHORT PLATE	\$ 1.9592	\$ 2.0828	\$ 2.1173	\$ 1.9592	\$ 2.0828	\$ 2.1173
FLANK	\$ 1.4178	\$ 1.4324	\$ 1.4042	\$ 1.4178	\$ 1.4324	\$ 1.4042















	USDA Choice	Canadian AAA			USDA Select	Canadian AA		
	This Week (CDN\$)	This Week	Last Week	Last Year	This Week (CDN\$)	This Week	Last Week	Last Year
Carcass Cutout	\$ 2.8887	\$ 2.9230	\$ 2.9501	\$ 2.7779	\$ 2.6953	\$ 2.6918	\$ 2.7404	\$ 2.6526
Load Count Totals		222.54	184.65	205.89				

AAA Product







	C\$	C\$(Last Wk)	C\$(Last Yr)	US\$	In C\$	Cdn-US Diff\$	Cdn Loads
Quebec Spec	n/a	n/a	n/a				
Semi-Boneless	+++	+++	+++	\$ 2.2621	\$ 2.9819	\$ 0.9581	0.31
Short Cut shoulder clod	+++	+++	+++	\$ 2.1987	\$ 2.8983	\$ 0.4017	0.01
Clod Heart	n/a	n/a	n/a	\$ 3.4309	\$ 4.5226		
Clod Tender	n/a	n/a	+++	\$ 5.0543	\$ 6.6626		
2 Piece Boneless Chuck	n/a	n/a	n/a				
Chuck Roll	+++	+++	+++	\$ 2.7857	\$ 3.6721	\$ 0.1596	0.90
Chuck Roll 0x0	n/a	n/a	n/a				
Oven Ready Rib	+++	+++	n/a				0.02
Bone-in Lipon Ribeye 17 up	n/a	n/a	n/a	\$ 8.2267	\$ 10.8444		
Bone-in Lipon Ribeye 17 dn	+++	+++	+++	\$ 8.2267	\$ 10.8444	\$ -0.3644	9.65
Boneless Lipon Ribeye 14 up	+++	+++	+++	\$ 8.9634	\$ 11.8156	\$ 0.1444	0.16
Boneless Lipon Ribeye 14 dn	n/a	n/a	n/a	\$ 8.7810	\$ 11.5751		
Back Ribs	n/a	+++	+++	\$ 1.2362	\$ 1.6296		
Short Loin 1x0	\$ 6.8629	\$ 6.7954	\$ 6.6084	\$ 4.8267	\$ 6.3626	\$ 0.5003	1.19
Striploin 0x1 13up	\$ 6.4145	\$ 6.4577	\$ 6.3700	\$ 4.8567	\$ 6.4021	\$ 0.0124	13.32
Striploin 0x1 13dn	n/a	n/a	n/a	\$ 4.8567	\$ 6.4021		

Top Butt 13up	\$ 3.8505	\$ 4.0228	\$ 4.5027	\$ 2.8106		\$ 3.7049	\$ 0.1456	9.81
Top Butt 13dn	n/a	n/a	n/a	\$ 2.8106		\$ 3.7049		
PSMO Tenderloin	\$ 14.9600	\$ 15.3496	\$ 13.7537	\$ 11.5468		\$ 15.2210	\$ -0.2610	9.08
Butt Tenderloin	+++	\$ 14.1836	\$ 13.7164	\$ 11.8785		\$ 15.6582	\$ -1.7935	0.13
Boneless Round	n/a	n/a	n/a					
Inside Round 1"	n/a	n/a	n/a	\$ 2.1768		\$ 2.8695		
Inside Round	\$ 3.2240	\$ 3.1149	\$ 2.8669	\$ 2.2409		\$ 2.9540	\$ 0.2700	5.53
Outside Flat	\$ 3.4272	\$ 3.5005	\$ 2.9292	\$ 2.3775		\$ 3.1340	\$ 0.2932	2.83
Eye of round	\$ 3.5332	\$ 3.5630	\$ 3.2545	\$ 2.3977		\$ 3.1606	\$ 0.3726	6.03
Peeled Knuckle	+++	+++	+++	\$ 2.3957		\$ 3.1580	\$ 0.3920	6.74
Gooseneck	n/a	n/a	n/a	\$ 2.1880		\$ 2.8842		
AA Product								
	<u>C\$</u>	<u>C\$(Last Wk)</u>	<u>C\$(Last Yr)</u>	<u>US\$</u>		<u>In C\$</u>	<u>Cdn-US Diff\$</u>	<u>Cdn Loads</u>
Quebec Spec	n/a	n/a	n/a					
Semi-Boneless	n/a	n/a	n/a	\$ 2.2520		\$ 2.9686		
Short Cut shoulder clod	+++	+++	+++	\$ 2.2901		\$ 3.0188	\$ 0.2812	0.01
Clod Heart	n/a	n/a	n/a					
Clod Tender	+++	+++	+++	\$ 4.4966		\$ 5.9274	\$ -0.3174	0.01
2 Piece Boneless Chuck	n/a	n/a	n/a					
Chuck Roll	+++	+++	+++	\$ 2.8305		\$ 3.7312	\$ -0.2959	0.21
Chuck Roll 0x0	n/a	n/a	n/a					
Oven Ready Rib	n/a	n/a	+++					
Bone-in Lipon Ribeye 17 up	+++	+++	+++	\$ 6.7119		\$ 8.8476	\$ -0.3915	0.31
Bone-in Lipon Ribeye 17 dn	+++	+++	+++	\$ 6.7119		\$ 8.8476	\$ -0.4747	4.56
Boneless Lipon Ribeye 14 up	+++	+++	+++	\$ 7.4972		\$ 9.8828	\$ -1.5415	0.32
Boneless Lipon Ribeye 14 dn	n/a	n/a	n/a	\$ 7.4175		\$ 9.7777		
Back Ribs	+++	+++	+++	\$ 1.2362		\$ 1.6296	\$ 1.9246	0.01
Short Loin 1x0	\$ 5.0574	\$ 5.3186	\$ 5.6377	\$ 3.4615		\$ 4.5629	\$ 0.4945	0.24
Striploin 0x1 13up	\$ 5.4794	\$ 5.3627	\$ 5.5025	\$ 3.5215		\$ 4.6420	\$ 0.8374	8.16
Striploin 0x1 13dn	n/a	n/a	n/a	\$ 3.5215		\$ 4.6420		
Top Butt 13up	\$ 3.8677	\$ 4.1379	\$ 4.1223	\$ 2.7446		\$ 3.6179	\$ 0.2498	7.62
Top Butt 13dn	n/a	n/a	n/a	\$ 2.7446		\$ 3.6179		
PSMO Tenderloin	\$ 13.0208	\$ 13.0701	\$ 12.3885	\$ 10.3662		\$ 13.6647	\$ -0.6439	3.12
Butt Tenderloin	+++	\$ 12.7920	\$ 13.9649	\$ 9.4107		\$ 12.4052	\$ -0.5852	0.02
Boneless Round	n/a	n/a	n/a					
Inside Round 1"	n/a	n/a	n/a	\$ 2.2267		\$ 2.9352		
Inside Round	\$ 3.2247	\$ 3.1704	\$ 2.9521	\$ 2.2373		\$ 2.9492	\$ 0.2755	20.44
Outside Flat	\$ 3.4442	\$ 3.4407	\$ 2.9533	\$ 2.3731		\$ 3.1282	\$ 0.3160	4.97
Eye of round	\$ 3.5155	\$ 3.5098	\$ 3.2122	\$ 2.4206		\$ 3.1908	\$ 0.3247	2.83
Peeled Knuckle	+++	+++	+++	\$ 2.4168		\$ 3.1858	\$ 0.2342	1.41
Gooseneck	n/a	n/a	n/a	\$ 2.1357		\$ 2.8153		







Thin Meats (AAA/AA)

	<u>C\$</u>	<u>C\$(Last Wk)</u>	<u>C\$(Last Yr)</u>	<u>US\$</u>		<u>In C\$</u>	<u>Cdn-US Diff\$</u>	<u>Cdn Loads</u>
Chuck Tender	\$ 3.6063	\$ 3.4696	\$ 2.9139	\$ 2.4443		\$ 3.2221	\$ 0.3842	6.70
Briskets 120	\$ 3.6918	\$ 3.6847	\$ 3.5453	\$ 2.7663		\$ 3.6465	\$ 0.0453	1.10
Bone-in Chuck Shortrib	\$ 3.7870	\$ 3.7818	\$ 4.8342	\$ 3.0478		\$ 4.0176	\$ -0.2306	2.75
Flat Iron	\$ 3.8029	\$ 3.9057	\$ 4.4355					0.78
Blademeat	\$ 3.3696	\$ 3.3534	\$ 4.0676	\$ 2.4446		\$ 3.2225	\$ 0.1471	6.46
Bone-in Shortrib	+++	+++	+++	\$ 4.1850		\$ 5.5167	\$ 1.2033	0.11
Outside Skirt	+++	+++	+++	\$ 5.7405		\$ 7.5671	\$ 0.0001	0.01
Inside Skirt	+++	+++	+++	\$ 4.5130		\$ 5.9490	\$ -0.3990	0.01
Flapmeat	+++	+++	+++	\$ 4.4206		\$ 5.8272	\$ 0.1928	2.15
Ball Tips	+++	+++	+++	\$ 2.2410		\$ 2.9541	\$ 0.0000	0.01
Tri Tips	+++	+++	+++	\$ 3.3779		\$ 4.4527	\$ 0.5060	0.01
Flank Steak	\$ 6.3520	\$ 6.3197	\$ 6.1736	\$ 4.5124		\$ 5.9482	\$ 0.4038	0.51
Pectoral Muscle	\$ 3.2611	\$ 3.2548	\$ 4.0273	\$ 2.5257		\$ 3.3294	\$ -0.0683	4.12
Lointails	+++	+++	+++					0.96

Trim (AAA & AA) (Fed)

	<u>C\$</u>	<u>C\$(Last Wk)</u>	<u>C\$(Last Yr)</u>	<u>US\$</u>		<u>In C\$</u>	<u>Cdn-US Diff\$</u>	<u>Cdn Loads</u>
Fresh 50% Lean Trimmings	\$ 0.9320	\$ 0.9918	\$ 1.0524	\$ 0.6551		\$ 0.8636	\$ 0.0684	25.09
Fresh 65% Lean Trimmings	\$ 1.7854	\$ 1.8436	\$ 1.4843	\$ 1.3488		\$ 1.7780	\$ 0.0074	10.41
Fresh 75% Lean Trimmings	+++	+++	+++					0.01
Fresh 81% Lean Trimmings	+++	+++	+++					5.15
Fresh 85% Lean Trimmings	\$ 2.6594	\$ 2.8126	\$ 2.3236	\$ 2.1370		\$ 2.8170	\$ -0.1576	13.35
Shankmeat	\$ 2.6594	+++	\$ 2.3236					0.01

Ground Beef

	<u>C\$</u>	<u>C\$(Last Wk)</u>	<u>C\$(Last Yr)</u>	<u>US\$</u>		<u>In C\$</u>	<u>Cdn-US Diff\$</u>	<u>Cdn Loads</u>
Extra Lean Ground Beef	+++	+++	+++					13.06
Lean Ground Beef	+++	+++	+++					5.69
Medium Ground Beef	+++	+++	+++					0.07
Regular Ground Beef	+++	+++	+++					4.07
Ground Chuck	+++	+++	+++					0.01
Ground Sirloin	+++	+++	+++	\$ 3.2576		\$ 4.2942	\$ 0.0000	0.01

+++ This is suppressed data that is used in the primal and cutout calculation.

Canfax tries to provide quality information, but we make no claims, promises, or guarantees about the accuracy, completeness or adequacy of the information. Canfax does not guarantee, and accepts no legal liability arising from or connected to, the accuracy, reliability or completeness of any material contained in our publications.