



## Canadian Boxed Beef Prices

The data used in the Canadian Boxed Beef Report is provided by the Agriculture and Agri-Food Canada (AAFC). It is based on negotiated prices and volume of boxed beef cuts and on average industry cutting yields. Values reflect CDN dollars per pound.

Week ending: Friday, December 20, 2019

Exchange Rate: 1.3122

	Canadian AAA			Canadian AA/A		
	This Week	Last Week	Last Year	This Week	Last Week	Last Year
CHUCK	\$ 2.2650	\$ 2.4257	\$ 2.2697	\$ 2.1747	\$ 2.2290	\$ 2.2484
RIB	\$ 4.8766	\$ 5.2181	\$ 4.5582	\$ 4.1699	\$ 4.3775	\$ 4.3404
LOIN	\$ 3.5003	\$ 3.5595	\$ 3.4497	\$ 3.2261	\$ 3.2100	\$ 3.2673
ROUND	\$ 2.4144	\$ 2.4247	\$ 2.1747	\$ 2.3938	\$ 2.4122	\$ 2.2224
BRISKET	\$ 2.4724	\$ 2.5267	\$ 2.3409	\$ 2.4724	\$ 2.5267	\$ 2.3409
SHORT PLATE	\$ 1.9789	\$ 1.9592	\$ 2.0433	\$ 1.9789	\$ 1.9592	\$ 2.0433
FLANK	\$ 1.4003	\$ 1.4178	\$ 1.3788	\$ 1.4003	\$ 1.4178	\$ 1.3788

	USDA Choice	Canadian AAA			USDA Select	Canadian AA		
	This Week (CDN\$)	This Week	Last Week	Last Year	This Week (CDN\$)	This Week	Last Week	Last Year
Carcass Cutout	\$ 2.7770	\$ 2.8197	\$ 2.9230	\$ 2.7178	\$ 2.6573	\$ 2.6495	\$ 2.6918	\$ 2.6586
Load Count Totals		200.48	222.54	171.22				















### AAA Product

	C\$	C\$(Last Wk)	C\$(Last Yr)	US\$	In C\$	Cdn-US Diff\$	Cdn Loads
Quebec Spec	n/a	n/a	n/a				
Semi-Boneless	+++	+++	n/a	\$ 2.2196	\$ 2.9126	\$ 0.7674	0.24
Short Cut shoulder clod	+++	+++	+++	\$ 2.2062	\$ 2.8950	\$ 0.2350	0.01
Clod Heart	n/a	n/a	n/a	\$ 3.4142	\$ 4.4801		
Clod Tender	n/a	n/a	+++	\$ 4.8282	\$ 6.3356		
2 Piece Boneless Chuck	n/a	n/a	n/a				
Chuck Roll	+++	+++	+++	\$ 2.7366	\$ 3.5910	\$ 0.2220	2.46
Chuck Roll 0x0	n/a	n/a	n/a				
Oven Ready Rib	+++	+++	n/a				0.02
Bone-in Lipon Ribeye 17 up	n/a	n/a	n/a	\$ 7.3693	\$ 9.6700		
Bone-in Lipon Ribeye 17 dn	+++	+++	+++	\$ 7.3693	\$ 9.6700	\$ -0.0100	4.90
Boneless Lipon Ribeye 14 up	+++	+++	+++	\$ 8.1162	\$ 10.6501	\$ 1.0499	0.22
Boneless Lipon Ribeye 14 dn	n/a	n/a	n/a	\$ 7.9598	\$ 10.4448		
Back Ribs	n/a	n/a	+++	\$ 1.1417	\$ 1.4981		
Short Loin 1x0	\$ 7.0998	\$ 6.8629	\$ 6.4977	\$ 4.9276	\$ 6.4660	\$ 0.6338	1.03
Striploin 0x1 13up	\$ 6.4632	\$ 6.4145	\$ 6.3822	\$ 4.9735	\$ 6.5262	\$ -0.0630	10.92
Striploin 0x1 13dn	n/a	n/a	n/a	\$ 4.9735	\$ 6.5262		







Top Butt 13up	\$ 3.9996	\$ 3.8505	\$ 4.4429	\$ 2.8319		\$ 3.7160	\$ 0.2836	3.69
Top Butt 13dn	n/a	n/a	n/a	\$ 2.8319		\$ 3.7160		
PSMO Tenderloin	\$ 13.7856	\$ 14.9600	\$ 13.2697	\$ 10.7422		\$ 14.0959	\$ -0.3103	4.34
Butt Tenderloin	\$ 14.4077	+++	+++	\$ 10.8069		\$ 14.1808	\$ 0.2269	0.24
Boneless Round	n/a	n/a	n/a					
Inside Round 1"	n/a	n/a	n/a	\$ 2.1513		\$ 2.8229		
Inside Round	\$ 3.1419	\$ 3.2240	\$ 2.9310	\$ 2.2144		\$ 2.9057	\$ 0.2362	7.53
Outside Flat	\$ 3.4604	\$ 3.4272	\$ 2.9633	\$ 2.3719		\$ 3.1124	\$ 0.3480	7.54
Eye of round	\$ 3.5437	\$ 3.5332	\$ 3.2231	\$ 2.4755		\$ 3.2484	\$ 0.2953	5.48
Peeled Knuckle	+++	+++	+++	\$ 2.4366		\$ 3.1973	\$ 0.3827	5.57
Gooseneck	n/a	n/a	n/a	\$ 2.2505		\$ 2.9531		
<b>AA Product</b>								
	<u>C\$</u>	<u>C\$(Last Wk)</u>	<u>C\$(Last Yr)</u>	<u>US\$</u>		<u>In C\$</u>	<u>Cdn-US Diff\$</u>	<u>Cdn Loads</u>
Quebec Spec	n/a	n/a	n/a					
Semi-Boneless	n/a	n/a	n/a	\$ 2.1820		\$ 2.8632		
Short Cut shoulder clod	+++	+++	+++	\$ 2.1880		\$ 2.8711	\$ 0.2589	0.01
Clod Heart	n/a	n/a	n/a					
Clod Tender	+++	+++	+++	\$ 4.5684		\$ 5.9947	\$ -1.4647	0.10
2 Piece Boneless Chuck	n/a	n/a	n/a					
Chuck Roll	+++	+++	+++	\$ 2.7709		\$ 3.6360	\$ -0.2174	0.08
Chuck Roll 0x0	n/a	n/a	n/a					
Oven Ready Rib	n/a	n/a	+++					
Bone-in Lipon Ribeye 17 up	+++	+++	+++	\$ 6.7829		\$ 8.9005	\$ -1.1430	1.62
Bone-in Lipon Ribeye 17 dn	+++	+++	+++	\$ 6.7829		\$ 8.9005	\$ -0.9506	4.10
Boneless Lipon Ribeye 14 up	+++	+++	+++	\$ 7.2100		\$ 9.4610	\$ -1.3159	0.40
Boneless Lipon Ribeye 14 dn	n/a	n/a	n/a	\$ 7.3819		\$ 9.6865		
Back Ribs	+++	+++	+++	\$ 1.1417		\$ 1.4981	\$ 2.0388	0.03
Short Loin 1x0	\$ 5.3918	\$ 5.0574	\$ 5.8489	\$ 4.0572		\$ 5.3239	\$ 0.0679	0.85
Striploin 0x1 13up	\$ 5.5089	\$ 5.4794	\$ 5.7216	\$ 3.7784		\$ 4.9580	\$ 0.5509	4.92
Striploin 0x1 13dn	n/a	n/a	n/a	\$ 3.7784		\$ 4.9580		
Top Butt 13up	\$ 3.9605	\$ 3.8677	\$ 4.2264	\$ 2.8112		\$ 3.6889	\$ 0.2716	2.52
Top Butt 13dn	n/a	n/a	n/a	\$ 2.8112		\$ 3.6889		
PSMO Tenderloin	\$ 12.9333	\$ 13.0208	\$ 12.4801	\$ 9.9036		\$ 12.9955	\$ -0.0622	2.70
Butt Tenderloin	\$ 12.3377	+++	+++	\$ 9.7604		\$ 12.8076	\$ -0.4699	0.07
Boneless Round	n/a	n/a	n/a					
Inside Round 1"	n/a	n/a	n/a	\$ 2.1624		\$ 2.8375		
Inside Round	\$ 3.0358	\$ 3.2247	\$ 3.0203	\$ 2.2150		\$ 2.9065	\$ 0.1293	21.70
Outside Flat	\$ 3.5512	\$ 3.4442	\$ 2.9567	\$ 2.4094		\$ 3.1616	\$ 0.3896	4.48
Eye of round	\$ 3.4682	\$ 3.5155	\$ 3.3382	\$ 2.4709		\$ 3.2423	\$ 0.2259	1.52
Peeled Knuckle	+++	+++	+++	\$ 2.4200		\$ 3.1755	\$ 0.3745	2.51
Gooseneck	n/a	n/a	+++	\$ 2.1401		\$ 2.8082		

---







**Thin Meats (AAA/AA)**

	<u>C\$</u>	<u>C\$(Last Wk)</u>	<u>C\$(Last Yr)</u>	<u>US\$</u>		<u>In C\$</u>	<u>Cdn-US Diff\$</u>	<u>Cdn Loads</u>
Chuck Tender	\$ 3.3906	\$ 3.6063	\$ 2.9563	\$ 2.4491		\$ 3.2137	\$ 0.1769	4.77
Briskets 120	\$ 3.6217	\$ 3.6918	+++	\$ 2.8048		\$ 3.6805	\$ -0.0588	4.13
Bone-in Chuck Shortrib	\$ 3.9454	\$ 3.7870	\$ 4.9266	\$ 3.1423		\$ 4.1233	\$ -0.1779	3.19
Flat Iron	\$ 3.6375	\$ 3.8029	\$ 4.2887					0.47
Blademeat	\$ 3.2436	\$ 3.3696	\$ 4.0766	\$ 2.4267		\$ 3.1843	\$ 0.0593	8.03
Bone-in Shortrib	+++	+++	+++	\$ 3.8579		\$ 5.0623	\$ 1.6377	0.10
Outside Skirt	+++	+++	+++	\$ 5.9897		\$ 7.8597	\$ -0.0002	0.01
Inside Skirt	+++	+++	+++	\$ 4.2955		\$ 5.6366	\$ 0.3334	0.01
Flapmeat	+++	+++	+++	\$ 4.4962		\$ 5.8999	\$ 0.3601	0.10
Ball Tips	+++	+++	+++	\$ 2.2555		\$ 2.9597	\$ -0.0001	0.01
Tri Tips	+++	+++	+++	\$ 3.7790		\$ 4.9588	\$ -0.5060	0.01
Flank Steak	\$ 6.4040	\$ 6.3520	\$ 6.0723	\$ 4.4403		\$ 5.8266	\$ 0.5774	0.86
Pectoral Muscle	\$ 3.2516	\$ 3.2611	\$ 3.9879	\$ 2.4659		\$ 3.2358	\$ 0.0158	4.78
Lointails	+++	+++	+++					0.54

**Trim (AAA & AA) (Fed)**

	<u>C\$</u>	<u>C\$(Last Wk)</u>	<u>C\$(Last Yr)</u>	<u>US\$</u>		<u>In C\$</u>	<u>Cdn-US Diff\$</u>	<u>Cdn Loads</u>
Fresh 50% Lean Trimmings	\$ 0.8469	\$ 0.9320	\$ 1.0270	\$ 0.5484		\$ 0.7196	\$ 0.1273	24.79
Fresh 65% Lean Trimmings	\$ 1.7291	\$ 1.7854	\$ 1.4342	\$ 1.3663		\$ 1.7929	\$ -0.0638	8.35
Fresh 75% Lean Trimmings	+++	+++	+++					0.01
Fresh 81% Lean Trimmings	+++	+++	+++					8.25
Fresh 85% Lean Trimmings	\$ 2.7046	\$ 2.6594	\$ 2.2562	\$ 2.1338		\$ 2.8000	\$ -0.0954	11.10
Shankmeat	+++	\$ 2.6594	\$ 2.2562					0.01

**Ground Beef**

	<u>C\$</u>	<u>C\$(Last Wk)</u>	<u>C\$(Last Yr)</u>	<u>US\$</u>		<u>In C\$</u>	<u>Cdn-US Diff\$</u>	<u>Cdn Loads</u>
Extra Lean Ground Beef	+++	+++	+++					5.59
Lean Ground Beef	+++	+++	+++					11.29
Medium Ground Beef	+++	+++	+++					0.10
Regular Ground Beef	+++	+++	+++					2.17
Ground Chuck	+++	+++	+++					0.01
Ground Sirloin	+++	+++	+++	\$ 3.2524		\$ 4.2678	\$ -0.0001	0.01

---

+++ This is suppressed data that is used in the primal and cutout calculation.

Canfax tries to provide quality information, but we make no claims, promises, or guarantees about the accuracy, completeness or adequacy of the information. Canfax does not guarantee, and accepts no legal liability arising from or connected to, the accuracy, reliability or completeness of any material contained in our publications.