



Canadian Boxed Beef Prices

The data used in the Canadian Boxed Beef Report is provided by the Agriculture and Agri-Food Canada (AAFC). It is based on negotiated prices and volume of boxed beef cuts and on average industry cutting yields. Values reflect CDN dollars per pound.

Week ending: Friday, July 26, 2019








































Exchange Rate: 1.3146

	Canadian AAA			Canadian AA/A		
	This Week	Last Week	Last Year	This Week	Last Week	Last Year
CHUCK	\$ 2.1990	\$ 2.1220	\$ 2.3122	\$ 2.0721	\$ 2.0765	\$ 2.2107
RIB	\$ 4.4923	\$ 4.3985	\$ 4.2804	\$ 3.4472	\$ 3.4736	\$ 3.9166
LOIN	\$ 3.5447	\$ 3.5615	\$ 3.6676	\$ 3.0959	\$ 3.1453	\$ 3.3944
ROUND	\$ 2.1470	\$ 2.1437	\$ 2.1274	\$ 2.0927	\$ 2.0998	\$ 2.1311
BRISKET	\$ 2.2100	\$ 2.3444	\$ 2.1708	\$ 2.2100	\$ 2.3444	\$ 2.1708
SHORT PLATE	\$ 2.1638	\$ 2.1748	\$ 1.9455	\$ 2.1638	\$ 2.1748	\$ 1.9455
FLANK	\$ 1.4673	\$ 1.3931	\$ 1.4999	\$ 1.4673	\$ 1.3931	\$ 1.4999















	USDA Choice	Canadian AAA			USDA Select	Canadian AA		
	This Week (CDN\$)	This Week	Last Week	Last Year	This Week (CDN\$)	This Week	Last Week	Last Year
Carcass Cutout	\$ 2.8013	\$ 2.7085	\$ 2.6827	\$ 2.7232	\$ 2.4879	\$ 2.4442	\$ 2.4655	\$ 2.5944
Load Count Totals		226.83	164.22	227.87				

AAA Product







	C\$	C\$(Last Wk)	C\$(Last Yr)	US\$	In C\$	Cdn-US Diff\$	Cdn Loads
Quebec Spec	n/a	n/a	n/a				
Semi-Boneless	+++	n/a	+++	\$ 2.1795	\$ 2.8652	\$ -0.0152	0.31
Short Cut shoulder clod	+++	+++	+++	\$ 2.2475	\$ 2.9546	\$ -0.1746	0.01
Clod Heart	n/a	n/a	n/a	\$ 2.7855	\$ 3.6618		
Clod Tender	+++	n/a	+++	\$ 3.6723	\$ 4.8276	\$ 3.9424	0.01
2 Piece Boneless Chuck	n/a	n/a	n/a				
Chuck Roll	+++	+++	+++	\$ 2.6143	\$ 3.4368	\$ 0.1070	2.12
Chuck Roll 0x0	n/a	n/a	n/a				
Oven Ready Rib	+++	n/a	+++				0.03
Bone-in Lipon Ribeye 17 up	n/a	n/a	n/a	\$ 6.6249	\$ 8.7091		
Bone-in Lipon Ribeye 17 dn	+++	+++	+++	\$ 6.6249	\$ 8.7091	\$ -0.0691	0.23
Boneless Lipon Ribeye 14 up	+++	+++	+++	\$ 7.4565	\$ 9.8023	\$ -0.8923	0.08
Boneless Lipon Ribeye 14 dn	n/a	n/a	n/a	\$ 7.4715	\$ 9.8220		
Back Ribs	n/a	n/a	+++	\$ 1.3633	\$ 1.7922		
Short Loin 1x0	\$ 7.0825	\$ 6.9938	\$ 8.0303	\$ 5.1989	\$ 6.8345	\$ 0.2480	1.07
Striploin 0x1 13up	\$ 7.5037	\$ 7.6864	\$ 7.6186	\$ 5.6920	\$ 7.4827	\$ 0.0210	8.97
Striploin 0x1 13dn	n/a	n/a	n/a	\$ 5.6920	\$ 7.4827		

Top Butt 13up	\$ 4.2145	\$ 4.1916	\$ 4.8293	\$ 3.1094		\$ 4.0876	\$ 0.1269	5.20
Top Butt 13dn	n/a	n/a	n/a	\$ 3.1094		\$ 4.0876		
PSMO Tenderloin	\$ 12.0605	\$ 12.1128	\$ 12.0811	\$ 9.2038		\$ 12.0993	\$ -0.0388	4.68
Butt Tenderloin	\$ 11.9181	\$ 11.7782	\$ 12.0886	\$ 8.6449		\$ 11.3646	\$ 0.5535	0.10
Boneless Round	n/a	n/a	n/a	\$ 2.1349		\$ 2.8065		
Inside Round 1"	n/a	n/a	n/a	\$ 2.1208		\$ 2.7880		
Inside Round	\$ 2.8936	\$ 2.8153	\$ 2.8193	\$ 2.1978		\$ 2.8892	\$ 0.0044	4.82
Outside Flat	\$ 2.7807	\$ 2.7713	\$ 2.6922	\$ 2.0719		\$ 2.7237	\$ 0.0570	2.67
Eye of round	\$ 3.2293	\$ 3.3360	\$ 2.9279	\$ 2.2150		\$ 2.9118	\$ 0.3175	3.06
Peeled Knuckle	+++	+++	+++	\$ 2.2446		\$ 2.9508	\$ 0.1192	4.27
Gooseneck	n/a	n/a	n/a	\$ 1.9826		\$ 2.6063		
AA Product								
	<u>C\$</u>	<u>C\$(Last Wk)</u>	<u>C\$(Last Yr)</u>	<u>US\$</u>		<u>In C\$</u>	<u>Cdn-US Diff\$</u>	<u>Cdn Loads</u>
Quebec Spec	n/a	n/a	n/a					
Semi-Boneless	n/a	n/a	n/a	\$ 2.1549		\$ 2.8328		
Short Cut shoulder clod	+++	+++	+++	\$ 2.2071		\$ 2.9015	\$ -0.1115	0.14
Clod Heart	n/a	n/a	n/a					
Clod Tender	+++	+++	+++	\$ 3.3839		\$ 4.4485	\$ -0.9885	0.05
2 Piece Boneless Chuck	n/a	n/a	n/a					
Chuck Roll	+++	+++	+++	\$ 2.4106		\$ 3.1690	\$ -0.0190	0.39
Chuck Roll 0x0	n/a	n/a	n/a					
Oven Ready Rib	n/a	n/a	n/a					
Bone-in Lipon Ribeye 17 up	+++	+++	+++	\$ 4.4231		\$ 5.8146	\$ -0.1051	4.00
Bone-in Lipon Ribeye 17 dn	+++	+++	+++	\$ 4.4231		\$ 5.8146	\$ 0.2766	1.29
Boneless Lipon Ribeye 14 up	+++	+++	+++	\$ 5.4582		\$ 7.1753	\$ -0.1660	0.52
Boneless Lipon Ribeye 14 dn	n/a	n/a	n/a	\$ 5.2679		\$ 6.9252		
Back Ribs	+++	+++	+++	\$ 1.3633		\$ 1.7922	\$ 1.7385	0.01
Short Loin 1x0	\$ 5.6415	\$ 5.5028	\$ 6.8989	\$ 3.7949		\$ 4.9888	\$ 0.6527	3.99
Striploin 0x1 13up	\$ 5.5773	\$ 6.0631	\$ 6.8722	\$ 3.8153		\$ 5.0156	\$ 0.5617	7.20
Striploin 0x1 13dn	n/a	n/a	n/a	\$ 3.8153		\$ 5.0156		
Top Butt 13up	\$ 3.6142	\$ 3.8714	\$ 3.8558	\$ 2.5862		\$ 3.3998	\$ 0.2144	10.18
Top Butt 13dn	n/a	n/a	n/a	\$ 2.5862		\$ 3.3998		
PSMO Tenderloin	\$ 11.1036	\$ 10.5371	\$ 11.3755	\$ 8.0472		\$ 10.5788	\$ 0.5248	4.48
Butt Tenderloin	\$ 10.8829	\$ 11.1019	\$ 10.8976	\$ 7.7337		\$ 10.1667	\$ 0.7162	0.68
Boneless Round	n/a	n/a	n/a	\$ 2.1500		\$ 2.8264		
Inside Round 1"	n/a	n/a	n/a	\$ 2.1611		\$ 2.8410		
Inside Round	\$ 2.8609	\$ 2.7693	\$ 2.8524	\$ 2.1936		\$ 2.8837	\$ -0.0228	16.69
Outside Flat	\$ 2.7260	\$ 2.7402	\$ 2.6793	\$ 2.0883		\$ 2.7453	\$ -0.0193	9.85
Eye of round	\$ 3.0320	\$ 3.1243	\$ 2.9549	\$ 2.2139		\$ 2.9104	\$ 0.1216	5.87
Peeled Knuckle	+++	+++	+++	\$ 2.2221		\$ 2.9212	\$ -0.0712	2.20
Gooseneck	+++	+++	n/a	\$ 1.9465		\$ 2.5589	\$ -0.1223	0.01







Thin Meats (AAA/AA)

	<u>C\$</u>	<u>C\$(Last Wk)</u>	<u>C\$(Last Yr)</u>	<u>US\$</u>		<u>In C\$</u>	<u>Cdn-US Diff\$</u>	<u>Cdn Loads</u>
Chuck Tender	\$ 2.7903	\$ 2.7958	\$ 2.7974	\$ 2.1912		\$ 2.8806	\$ -0.0903	6.97
Briskets 120	\$ 3.1511	\$ 3.3652	\$ 3.1234	\$ 2.4500		\$ 3.2208	\$ -0.0697	9.36
Bone-in Chuck Shortrib	\$ 4.1981	\$ 4.1045	\$ 4.7977	\$ 3.2357		\$ 4.2537	\$ -0.0556	6.92
Flat Iron	\$ 3.6977	\$ 4.0894	\$ 4.7722					1.24
Blademeat	\$ 3.2586	\$ 3.3545	\$ 3.7863	\$ 2.4209		\$ 3.1825	\$ 0.0761	7.42
Bone-in Shortrib	+++	+++	+++	\$ 4.9681		\$ 6.5311	\$ 0.1745	0.01
Outside Skirt	+++	+++	+++	\$ 6.5665		\$ 8.6323	\$ -0.0001	0.03
Inside Skirt	+++	+++	+++	\$ 4.4308		\$ 5.8247	\$ 0.1164	0.01
Flapmeat	+++	+++	+++	\$ 5.1580		\$ 6.7807	\$ -0.7090	0.24
Ball Tips	+++	+++	+++	\$ 2.3182		\$ 3.0475	\$ 0.0000	0.01
Tri Tips	+++	+++	+++	\$ 2.9041		\$ 3.8177	\$ 0.0000	0.01
Flank Steak	\$ 6.1857	\$ 5.7436	\$ 6.7434	\$ 4.3690		\$ 5.7435	\$ 0.4422	1.50
Pectoral Muscle	\$ 3.2818	+++	\$ 3.6992	\$ 2.4783		\$ 3.2580	\$ 0.0238	1.85
Lointails	+++	n/a	+++					1.11

Trim (AAA & AA) (Fed)

	<u>C\$</u>	<u>C\$(Last Wk)</u>	<u>C\$(Last Yr)</u>	<u>US\$</u>		<u>In C\$</u>	<u>Cdn-US Diff\$</u>	<u>Cdn Loads</u>
Fresh 50% Lean Trimmings	\$ 1.2237	\$ 1.1994	\$ 1.0318	\$ 0.8181		\$ 1.0755	\$ 0.1482	27.74
Fresh 65% Lean Trimmings	\$ 1.7548	\$ 1.8098	\$ 1.7026	\$ 1.1572		\$ 1.5213	\$ 0.2335	11.20
Fresh 75% Lean Trimmings	+++	+++	\$ 2.0958					0.01
Fresh 81% Lean Trimmings	+++	+++	+++	\$ 1.8022		\$ 2.3692	\$ 0.1508	1.84
Fresh 85% Lean Trimmings	\$ 2.6764	\$ 2.7172	\$ 2.5795	\$ 1.9725		\$ 2.5930	\$ 0.0834	18.74
Shankmeat	\$ 2.6764	\$ 2.7172	\$ 2.5795					0.01

Ground Beef

	<u>C\$</u>	<u>C\$(Last Wk)</u>	<u>C\$(Last Yr)</u>	<u>US\$</u>		<u>In C\$</u>	<u>Cdn-US Diff\$</u>	<u>Cdn Loads</u>
Extra Lean Ground Beef	+++	+++	+++					5.49
Lean Ground Beef	+++	+++	+++					17.22
Medium Ground Beef	+++	+++	+++					0.03
Regular Ground Beef	+++	+++	+++					2.67
Ground Chuck	+++	+++	+++	\$ 1.8869		\$ 2.4805	\$ 0.0000	0.01
Ground Sirloin	+++	+++	+++	\$ 3.0600		\$ 4.0227	\$ -0.0001	0.01

+++ This is suppressed data that is used in the primal and cutout calculation.

Canfax tries to provide quality information, but we make no claims, promises, or guarantees about the accuracy, completeness or adequacy of the information. Canfax does not guarantee, and accepts no legal liability arising from or connected to, the accuracy, reliability or completeness of any material contained in our publications.