



Canadian Boxed Beef Prices

The data used in the Canadian Boxed Beef Report is provided by the Agriculture and Agri-Food Canada (AAFC). It is based on negotiated prices and volume of boxed beef cuts and on average industry cutting yields. Values reflect CDN dollars per pound.

Week ending: Friday, July 5, 2019








































Exchange Rate: 1.3058

	Canadian AAA			Canadian AA/A		
	This Week	Last Week	Last Year	This Week	Last Week	Last Year
CHUCK	\$ 2.2343	\$ 2.1820	\$ 2.2284	\$ 2.1832	\$ 2.1905	\$ 2.2284
RIB	\$ 4.4998	\$ 4.2838	\$ 4.6237	\$ 3.8706	\$ 3.6749	\$ 3.8505
LOIN	\$ 3.7348	\$ 3.7460	\$ 4.2329	\$ 3.3160	\$ 3.2581	\$ 3.5378
ROUND	\$ 2.1654	\$ 2.2036	\$ 2.1073	\$ 2.1474	\$ 2.1660	\$ 2.1069
BRISKET	\$ 2.4880	\$ 2.5592	\$ 2.3413	\$ 2.4880	\$ 2.5592	\$ 2.3413
SHORT PLATE	\$ 2.2182	\$ 2.1919	\$ 2.0142	\$ 2.2182	\$ 2.1919	\$ 2.0142
FLANK	\$ 1.5453	\$ 1.4777	\$ 1.4801	\$ 1.5453	\$ 1.4777	\$ 1.4801















	USDA Choice	Canadian AAA			USDA Select	Canadian AA		
	This Week (CDN\$)	This Week	Last Week	Last Year	This Week (CDN\$)	This Week	Last Week	Last Year
Carcass Cutout	\$ 2.8634	\$ 2.7845	\$ 2.7547	\$ 2.8659	\$ 2.5522	\$ 2.6046	\$ 2.5757	\$ 2.6299
Load Count Totals		193.40	219.34	226.32				

AAA Product







	C\$	C\$(Last Wk)	C\$(Last Yr)	US\$	In C\$	Cdn-US Diff\$	Cdn Loads
Quebec Spec	n/a	n/a	+++				
Semi-Boneless	+++	+++	+++	\$ 2.2174	\$ 2.8955	\$ 0.5945	0.29
Short Cut shoulder clod	+++	+++	\$ 2.9651	\$ 2.2105	\$ 2.8865	\$ -0.1165	0.01
Clod Heart	n/a	n/a	n/a	\$ 2.7145	\$ 3.5446		
Clod Tender	+++	n/a	\$ 4.4054	\$ 3.5860	\$ 4.6826	\$ 2.5074	0.03
2 Piece Boneless Chuck	n/a	n/a	n/a				
Chuck Roll	+++	+++	\$ 3.7037	\$ 2.7776	\$ 3.6270	\$ -0.2225	2.57
Chuck Roll 0x0	n/a	n/a	+++				
Oven Ready Rib	+++	n/a	+++				0.04
Bone-in Lipon Ribeye 17 up	n/a	n/a	+++	\$ 6.7596	\$ 8.8267		
Bone-in Lipon Ribeye 17 dn	+++	+++	+++	\$ 6.7596	\$ 8.8267	\$ -0.3567	2.50
Boneless Lipon Ribeye 14 up	+++	+++	+++	\$ 7.5598	\$ 9.8716	\$ -0.2816	0.21
Boneless Lipon Ribeye 14 dn	n/a	n/a	+++	\$ 7.5050	\$ 9.8000		
Back Ribs	+++	n/a	+++	\$ 1.3477	\$ 1.7598	\$ 1.7625	0.01
Short Loin 1x0	\$ 7.4458	\$ 7.5439	\$ 9.6084	\$ 5.3917	\$ 7.0405	\$ 0.4053	0.43
Striploin 0x1 13up	\$ 8.0316	\$ 8.0875	\$ 10.5050	\$ 5.7944	\$ 7.5663	\$ 0.4653	9.11
Striploin 0x1 13dn	n/a	n/a	\$ 10.5050	\$ 5.7944	\$ 7.5663		

Top Butt 13up	\$ 4.2802	\$ 4.2514	\$ 4.9362	\$ 3.1073		\$ 4.0575	\$ 0.2227	3.02
Top Butt 13dn	n/a	n/a	\$ 4.9362	\$ 3.1073		\$ 4.0575		
PSMO Tenderloin	\$ 12.5250	\$ 12.6336	\$ 12.3608	\$ 9.6132		\$ 12.5529	\$ -0.0279	2.59
Butt Tenderloin	\$ 12.0737	\$ 12.0434	\$ 12.0797	\$ 8.6661		\$ 11.3162	\$ 0.7575	0.05
Boneless Round	n/a	n/a	n/a	\$ 2.1342		\$ 2.7868		
Inside Round 1"	n/a	n/a	n/a	\$ 2.0499		\$ 2.6768		
Inside Round	\$ 2.8583	\$ 2.8772	\$ 2.7284	\$ 2.1073		\$ 2.7517	\$ 0.1066	6.98
Outside Flat	\$ 2.7795	\$ 2.9017	\$ 2.7149	\$ 2.0961		\$ 2.7371	\$ 0.0424	4.34
Eye of round	\$ 3.2187	\$ 3.2693	\$ 2.8665	\$ 2.2231		\$ 2.9029	\$ 0.3158	2.80
Peeled Knuckle	+++	+++	+++	\$ 2.3096		\$ 3.0159	\$ 0.1441	2.70
Gooseneck	n/a	n/a	n/a	\$ 2.0138		\$ 2.6296		
AA Product								
	<u>C\$</u>	<u>C\$(Last Wk)</u>	<u>C\$(Last Yr)</u>	<u>US\$</u>		<u>In C\$</u>	<u>Cdn-US Diff\$</u>	<u>Cdn Loads</u>
Quebec Spec	n/a	n/a	+++					
Semi-Boneless	n/a	n/a	+++	\$ 2.1614		\$ 2.8224		
Short Cut shoulder clod	+++	+++	\$ 2.9651	\$ 2.1765		\$ 2.8421	\$ 0.3379	0.01
Clod Heart	n/a	n/a	n/a					
Clod Tender	+++	+++	\$ 4.4054	\$ 3.3701		\$ 4.4007	\$ -0.8907	0.06
2 Piece Boneless Chuck	n/a	n/a	n/a					
Chuck Roll	+++	+++	\$ 3.7037	\$ 2.5165		\$ 3.2860	\$ -0.0779	0.37
Chuck Roll 0x0	n/a	n/a	+++					
Oven Ready Rib	n/a	n/a	n/a					
Bone-in Lipon Ribeye 17 up	+++	+++	+++	\$ 4.9845		\$ 6.5088	\$ -0.0926	6.75
Bone-in Lipon Ribeye 17 dn	+++	+++	+++	\$ 4.9845		\$ 6.5088	\$ 0.8008	7.82
Boneless Lipon Ribeye 14 up	+++	+++	+++	\$ 5.7936		\$ 7.5653	\$ 0.1653	0.56
Boneless Lipon Ribeye 14 dn	n/a	n/a	+++	\$ 5.5846		\$ 7.2924		
Back Ribs	+++	+++	+++	\$ 1.3477		\$ 1.7598	\$ 1.7625	0.01
Short Loin 1x0	\$ 6.1484	\$ 5.4878	\$ 6.8063	\$ 3.9692		\$ 5.1830	\$ 0.9654	2.81
Striploin 0x1 13up	\$ 5.9195	\$ 6.3389	\$ 7.2160	\$ 3.7792		\$ 4.9349	\$ 0.9846	3.11
Striploin 0x1 13dn	n/a	n/a	\$ 7.2160	\$ 3.7792		\$ 4.9349		
Top Butt 13up	\$ 3.9851	\$ 4.1116	\$ 4.0591	\$ 2.4996		\$ 3.2640	\$ 0.7211	7.00
Top Butt 13dn	n/a	n/a	\$ 4.0591	\$ 2.4996		\$ 3.2640		
PSMO Tenderloin	\$ 10.7125	\$ 10.3949	\$ 11.3374	\$ 8.2963		\$ 10.8333	\$ -0.1208	3.28
Butt Tenderloin	\$ 11.7942	\$ 11.2251	\$ 11.3716	\$ 8.0891		\$ 10.5627	\$ 1.2315	0.26
Boneless Round	n/a	n/a	n/a	\$ 2.1275		\$ 2.7781		
Inside Round 1"	n/a	n/a	n/a	\$ 2.1723		\$ 2.8366		
Inside Round	\$ 2.8794	\$ 2.8976	\$ 2.7413	\$ 2.1754		\$ 2.8406	\$ 0.0388	23.54
Outside Flat	\$ 2.7734	\$ 2.7768	\$ 2.6739	\$ 2.1115		\$ 2.7572	\$ 0.0162	6.64
Eye of round	\$ 3.0813	\$ 3.0436	\$ 2.9423	\$ 2.2207		\$ 2.8998	\$ 0.1815	2.36
Peeled Knuckle	+++	+++	+++	\$ 2.2596		\$ 2.9506	\$ 0.0894	3.18
Gooseneck	+++	+++	n/a	\$ 1.9923		\$ 2.6015	\$ -0.1649	0.01







Thin Meats (AAA/AA)

	<u>C\$</u>	<u>C\$(Last Wk)</u>	<u>C\$(Last Yr)</u>	<u>US\$</u>		<u>In C\$</u>	<u>Cdn-US Diff\$</u>	<u>Cdn Loads</u>
Chuck Tender	\$ 2.9071	\$ 2.9520	\$ 2.8628	\$ 2.2608		\$ 2.9522	\$ -0.0451	4.96
Briskets 120	\$ 3.5835	\$ 3.7061	+++	\$ 2.4528		\$ 3.2029	\$ 0.3806	2.42
Bone-in Chuck Shortrib	\$ 4.4691	\$ 4.5529	\$ 4.7082	\$ 3.3833		\$ 4.4179	\$ 0.0512	1.97
Flat Iron	\$ 4.1199	\$ 4.0810	\$ 3.8979					0.49
Blademeat	\$ 3.3869	\$ 3.4635	\$ 3.9001	\$ 2.5732		\$ 3.3601	\$ 0.0268	6.70
Bone-in Shortrib	+++	+++	+++	\$ 4.8815		\$ 6.3743	\$ 0.3313	0.41
Outside Skirt	+++	+++	+++	\$ 6.8297		\$ 8.9182	\$ 0.0002	0.01
Inside Skirt	+++	+++	+++	\$ 4.4681		\$ 5.8344	\$ 0.1168	0.01
Flapmeat	+++	+++	+++	\$ 5.1426		\$ 6.7152	\$ 0.5848	0.22
Ball Tips	+++	+++	+++	\$ 2.4658		\$ 3.2198	\$ 0.0001	0.01
Tri Tips	+++	+++	+++	\$ 3.2342		\$ 4.2232	\$ 0.0001	0.11
Flank Steak	\$ 6.6145	\$ 6.3088	\$ 6.6501	\$ 4.4209		\$ 5.7728	\$ 0.8417	0.81
Pectoral Muscle	\$ 3.3488	\$ 3.4287	\$ 3.6557	\$ 2.5886		\$ 3.3802	\$ -0.0314	5.70
Lointails	+++	+++	+++					0.14

Trim (AAA & AA) (Fed)

	<u>C\$</u>	<u>C\$(Last Wk)</u>	<u>C\$(Last Yr)</u>	<u>US\$</u>		<u>In C\$</u>	<u>Cdn-US Diff\$</u>	<u>Cdn Loads</u>
Fresh 50% Lean Trimmings	\$ 1.2452	\$ 1.1787	\$ 0.9925	\$ 0.9289		\$ 1.2130	\$ 0.0322	27.66
Fresh 65% Lean Trimmings	\$ 1.8620	\$ 1.7985	\$ 1.8121					12.07
Fresh 75% Lean Trimmings	+++	+++	+++					0.01
Fresh 81% Lean Trimmings	+++	+++	+++					1.39
Fresh 85% Lean Trimmings	\$ 2.7259	\$ 2.7775	\$ 2.6514	\$ 2.0070		\$ 2.6207	\$ 0.1052	14.92
Shankmeat	\$ 2.7259	\$ 2.7775	\$ 2.6514					0.01

Ground Beef

	<u>C\$</u>	<u>C\$(Last Wk)</u>	<u>C\$(Last Yr)</u>	<u>US\$</u>		<u>In C\$</u>	<u>Cdn-US Diff\$</u>	<u>Cdn Loads</u>
Extra Lean Ground Beef	+++	+++	+++					4.04
Lean Ground Beef	+++	+++	+++					2.20
Medium Ground Beef	+++	+++	+++					0.23
Regular Ground Beef	+++	+++	+++					1.44
Ground Chuck	+++	+++	+++	\$ 2.0687		\$ 2.7013	\$ 0.0001	0.01
Ground Sirloin	+++	+++	+++	\$ 3.1100		\$ 4.0610	\$ 0.0001	0.01

+++ This is suppressed data that is used in the primal and cutout calculation.

Canfax tries to provide quality information, but we make no claims, promises, or guarantees about the accuracy, completeness or adequacy of the information. Canfax does not guarantee, and accepts no legal liability arising from or connected to, the accuracy, reliability or completeness of any material contained in our publications.