



Canadian Boxed Beef Prices

The data used in the Canadian Boxed Beef Report is provided by the Agriculture and Agri-Food Canada (AAFC). It is based on negotiated prices and volume of boxed beef cuts and on average industry cutting yields. Values reflect CDN dollars per pound.

Week ending: Friday, June 28, 2019








































Exchange Rate: 1.3111

	Canadian AAA			Canadian AA/A		
	This Week	Last Week	Last Year	This Week	Last Week	Last Year
CHUCK	\$ 2.1820	\$ 2.2643	\$ 2.2162	\$ 2.1905	\$ 2.2085	\$ 2.1923
RIB	\$ 4.2838	\$ 4.3574	\$ 4.0520	\$ 3.6749	\$ 4.0246	\$ 3.5991
LOIN	\$ 3.7460	\$ 3.8060	\$ 4.3438	\$ 3.2581	\$ 3.5478	\$ 3.5749
ROUND	\$ 2.2036	\$ 2.2223	\$ 2.0693	\$ 2.1660	\$ 2.1960	\$ 2.0770
BRISKET	\$ 2.5592	\$ 2.5879	\$ 2.2756	\$ 2.5592	\$ 2.5879	\$ 2.2756
SHORT PLATE	\$ 2.1919	\$ 2.2433	\$ 2.1031	\$ 2.1919	\$ 2.2433	\$ 2.1031
FLANK	\$ 1.4777	\$ 1.5005	\$ 1.4745	\$ 1.4777	\$ 1.5005	\$ 1.4745















	USDA Choice	Canadian AAA			USDA Select	Canadian AA		
	This Week (CDN\$)	This Week	Last Week	Last Year	This Week (CDN\$)	This Week	Last Week	Last Year
Carcass Cutout	\$ 2.8785	\$ 2.7547	\$ 2.8102	\$ 2.8151	\$ 2.5955	\$ 2.5757	\$ 2.6950	\$ 2.5946
Load Count Totals		219.34	224.27	237.91				

AAA Product







	C\$	C\$(Last Wk)	C\$(Last Yr)	US\$	In C\$	Cdn-US Diff\$	Cdn Loads
Quebec Spec	n/a	n/a	n/a				
Semi-Boneless	+++	+++	+++	\$ 2.1768	\$ 2.8540	\$ 0.3060	0.03
Short Cut shoulder clod	+++	+++	\$ 2.9042	\$ 2.1938	\$ 2.8763	\$ 0.1485	0.12
Clod Heart	n/a	n/a	n/a	\$ 2.6585	\$ 3.4856		
Clod Tender	n/a	n/a	+++	\$ 3.5958	\$ 4.7145		
2 Piece Boneless Chuck	n/a	n/a	n/a				
Chuck Roll	+++	+++	+++	\$ 2.7649	\$ 3.6251	\$ -0.2057	2.67
Chuck Roll 0x0	n/a	n/a	+++				
Oven Ready Rib	n/a	+++	+++				
Bone-in Lipon Ribeye 17 up	n/a	n/a	+++	\$ 6.6665	\$ 8.7404		
Bone-in Lipon Ribeye 17 dn	+++	+++	+++	\$ 6.6665	\$ 8.7404	\$ 0.0796	1.44
Boneless Lipon Ribeye 14 up	+++	+++	+++	\$ 7.6523	\$ 10.0329	\$ -0.7429	0.27
Boneless Lipon Ribeye 14 dn	n/a	n/a	+++	\$ 7.7403	\$ 10.1483		
Back Ribs	n/a	+++	+++	\$ 1.3535	\$ 1.7746		
Short Loin 1x0	\$ 7.5439	\$ 7.6520	\$ 9.8072	\$ 5.3368	\$ 6.9971	\$ 0.5468	0.54
Striploin 0x1 13up	\$ 8.0875	\$ 8.2600	\$ 10.9721	\$ 6.3432	\$ 8.3166	\$ -0.2291	5.59
Striploin 0x1 13dn	n/a	n/a	\$ 10.9721	\$ 6.3432	\$ 8.3166		

Top Butt 13up	\$ 4.2514	\$ 4.1075	\$ 5.0579	\$ 3.2244		\$ 4.2275	\$ 0.0239	3.29
Top Butt 13dn	n/a	n/a	\$ 5.0579	\$ 3.2244		\$ 4.2275		
PSMO Tenderloin	\$ 12.6336	\$ 12.8620	\$ 12.6109	\$ 9.7472		\$ 12.7796	\$ -0.1460	2.41
Butt Tenderloin	\$ 12.0434	\$ 12.7665	\$ 12.5253	\$ 9.3403		\$ 12.2461	\$ -0.2027	0.20
Boneless Round	n/a	n/a	n/a	\$ 2.1526		\$ 2.8223		
Inside Round 1"	n/a	n/a	n/a	\$ 2.0612		\$ 2.7024		
Inside Round	\$ 2.8772	\$ 2.9325	\$ 2.7534	\$ 2.1943		\$ 2.8769	\$ 0.0003	8.10
Outside Flat	\$ 2.9017	\$ 2.9233	\$ 2.6759	\$ 2.1191		\$ 2.7784	\$ 0.1233	2.90
Eye of round	\$ 3.2693	\$ 3.2610	\$ 2.9249	\$ 2.2078		\$ 2.8946	\$ 0.3747	3.62
Peeled Knuckle	+++	+++	+++	\$ 2.2951		\$ 3.0091	\$ 0.2009	5.62
Gooseneck	n/a	n/a	n/a	\$ 1.9913		\$ 2.6108		
AA Product								
	<u>C\$</u>	<u>C\$(Last Wk)</u>	<u>C\$(Last Yr)</u>	<u>US\$</u>		<u>In C\$</u>	<u>Cdn-US Diff\$</u>	<u>Cdn Loads</u>
Quebec Spec	n/a	n/a	n/a					
Semi-Boneless	n/a	n/a	+++	\$ 2.1575		\$ 2.8287		
Short Cut shoulder clod	+++	+++	\$ 2.9042	\$ 2.2065		\$ 2.8929	\$ 0.2874	1.56
Clod Heart	n/a	n/a	n/a					
Clod Tender	+++	+++	n/a	\$ 3.1873		\$ 4.1789	\$ -0.5689	0.12
2 Piece Boneless Chuck	n/a	n/a	n/a					
Chuck Roll	+++	+++	+++	\$ 2.5726		\$ 3.3729	\$ -0.1508	0.48
Chuck Roll 0x0	n/a	n/a	+++					
Oven Ready Rib	n/a	n/a	n/a					
Bone-in Lipon Ribeye 17 up	+++	+++	+++	\$ 4.9895		\$ 6.5417	\$ -0.0975	3.42
Bone-in Lipon Ribeye 17 dn	+++	+++	+++	\$ 4.9895		\$ 6.5417	\$ 0.8558	6.35
Boneless Lipon Ribeye 14 up	+++	+++	+++	\$ 6.0576		\$ 7.9421	\$ -0.1778	0.74
Boneless Lipon Ribeye 14 dn	n/a	n/a	+++	\$ 5.6904		\$ 7.4607		
Back Ribs	+++	+++	n/a	\$ 1.3535		\$ 1.7746	\$ 1.7632	0.08
Short Loin 1x0	\$ 5.4878	\$ 6.4582	\$ 6.9297	\$ 4.1961		\$ 5.5015	\$ -0.0137	8.00
Striploin 0x1 13up	\$ 6.3389	\$ 7.2415	\$ 7.2340	\$ 3.9094		\$ 5.1256	\$ 1.2133	4.00
Striploin 0x1 13dn	n/a	n/a	\$ 7.2340	\$ 3.9094		\$ 5.1256		
Top Butt 13up	\$ 4.1116	\$ 4.0140	\$ 4.2233	\$ 2.5953		\$ 3.4027	\$ 0.7089	16.47
Top Butt 13dn	n/a	n/a	\$ 4.2233	\$ 2.5953		\$ 3.4027		
PSMO Tenderloin	\$ 10.3949	\$ 11.9683	\$ 11.4287	\$ 8.1909		\$ 10.7391	\$ -0.3442	2.21
Butt Tenderloin	\$ 11.2251	\$ 12.0346	\$ 11.2599	\$ 8.1336		\$ 10.6640	\$ 0.5611	1.63
Boneless Round	n/a	n/a	n/a					
Inside Round 1"	n/a	n/a	n/a	\$ 2.1486		\$ 2.8170		
Inside Round	\$ 2.8976	\$ 2.9998	\$ 2.7767	\$ 2.1921		\$ 2.8741	\$ 0.0235	19.79
Outside Flat	\$ 2.7768	\$ 2.8227	\$ 2.6956	\$ 2.1108		\$ 2.7675	\$ 0.0093	10.42
Eye of round	\$ 3.0436	\$ 3.1661	\$ 2.9385	\$ 2.1880		\$ 2.8687	\$ 0.1749	3.31
Peeled Knuckle	+++	+++	+++	\$ 2.2313		\$ 2.9255	\$ 0.2145	5.01
Gooseneck	+++	+++	n/a	\$ 1.9828		\$ 2.5996	\$ -0.1630	0.01







Thin Meats (AAA/AA)

	<u>C\$</u>	<u>C\$(Last Wk)</u>	<u>C\$(Last Yr)</u>	<u>US\$</u>		<u>In C\$</u>	<u>Cdn-US Diff\$</u>	<u>Cdn Loads</u>
Chuck Tender	\$ 2.9520	\$ 2.9440	\$ 2.7787	\$ 2.2975		\$ 3.0123	\$ -0.0603	3.68
Briskets 120	\$ 3.7061	\$ 3.7403	\$ 3.2840	\$ 2.5059		\$ 3.2855	\$ 0.4206	4.35
Bone-in Chuck Shortrib	\$ 4.5529	\$ 4.7605	\$ 4.8020	\$ 3.2651		\$ 4.2809	\$ 0.2720	7.29
Flat Iron	\$ 4.0810	\$ 4.1738	\$ 3.8923					0.53
Blademeat	\$ 3.4635	\$ 3.5875	\$ 3.9637	\$ 2.6199		\$ 3.4350	\$ 0.0285	9.55
Bone-in Shortrib	+++	+++	+++	\$ 4.8961		\$ 6.4193	\$ -2.3093	0.04
Outside Skirt	+++	+++	+++	\$ 6.8203		\$ 8.9421	\$ 0.0002	0.29
Inside Skirt	+++	+++	+++	\$ 4.4731		\$ 5.8647	\$ 0.1174	0.01
Flapmeat	+++	+++	+++	\$ 5.0663		\$ 6.6424	\$ 0.5258	0.11
Ball Tips	+++	+++	+++	\$ 2.4067		\$ 3.1554	\$ 0.0001	0.01
Tri Tips	+++	+++	+++	\$ 3.3426		\$ 4.3825	\$ 0.0001	0.04
Flank Steak	\$ 6.3088	\$ 6.3286	\$ 6.5599	\$ 4.4424		\$ 5.8244	\$ 0.4844	1.62
Pectoral Muscle	\$ 3.4287	\$ 3.4758	\$ 3.6785	\$ 2.6752		\$ 3.5075	\$ -0.0788	5.89
Lointails	+++	+++	+++					0.01

Trim (AAA & AA) (Fed)

	<u>C\$</u>	<u>C\$(Last Wk)</u>	<u>C\$(Last Yr)</u>	<u>US\$</u>		<u>In C\$</u>	<u>Cdn-US Diff\$</u>	<u>Cdn Loads</u>
Fresh 50% Lean Trimmings	\$ 1.1787	\$ 1.2392	\$ 1.0246	\$ 0.9374		\$ 1.2290	\$ -0.0503	26.04
Fresh 65% Lean Trimmings	\$ 1.7985	\$ 1.9100	\$ 1.8152	\$ 1.1681		\$ 1.5315	\$ 0.2670	14.63
Fresh 75% Lean Trimmings	+++	+++	+++					0.01
Fresh 81% Lean Trimmings	+++	+++	+++	\$ 1.8400		\$ 2.4124	\$ 0.1521	1.99
Fresh 85% Lean Trimmings	\$ 2.7775	\$ 2.7371	\$ 2.6515	\$ 2.0089		\$ 2.6339	\$ 0.1436	15.47
Shankmeat	\$ 2.7775	\$ 2.7371	\$ 2.6515					0.01

Ground Beef

	<u>C\$</u>	<u>C\$(Last Wk)</u>	<u>C\$(Last Yr)</u>	<u>US\$</u>		<u>In C\$</u>	<u>Cdn-US Diff\$</u>	<u>Cdn Loads</u>
Extra Lean Ground Beef	+++	+++	+++					3.18
Lean Ground Beef	+++	+++	+++					1.22
Medium Ground Beef	+++	+++	+++					0.33
Regular Ground Beef	+++	+++	+++					2.63
Ground Chuck	+++	+++	+++	\$ 2.0261		\$ 2.6564	\$ 0.0001	0.01
Ground Sirloin	+++	+++	+++	\$ 2.9600		\$ 3.8809	\$ 0.0000	0.01

+++ This is suppressed data that is used in the primal and cutout calculation.

Canfax tries to provide quality information, but we make no claims, promises, or guarantees about the accuracy, completeness or adequacy of the information. Canfax does not guarantee, and accepts no legal liability arising from or connected to, the accuracy, reliability or completeness of any material contained in our publications.