

Canadian Boxed Beef Prices

The data used in the Canadian Boxed Beef Report is provided by the Agriculture and Agri-Food Canada (AAFC). It is based on negotiated prices and volume of boxed beef cuts and on average industry cutting yields. Values reflect CDN dollars per pound.

Week ending: Friday, September 20, 2019








































Exchange Rate: 1.3259

	Canadian AAA			Canadian AA/A		
	This Week	Last Week	Last Year	This Week	Last Week	Last Year
CHUCK	\$ 2.1227	\$ 2.2009	\$ 2.1569	\$ 2.0270	\$ 2.1101	\$ 2.1009
RIB	\$ 4.5032	\$ 4.8552	\$ 4.4070	\$ 3.6754	\$ 3.5559	\$ 3.9959
LOIN	\$ 3.6778	\$ 3.8632	\$ 3.3394	\$ 3.0314	\$ 3.1470	\$ 3.1325
ROUND	\$ 2.2913	\$ 2.3575	\$ 2.0915	\$ 2.2857	\$ 2.3176	\$ 2.0512
BRISKET	\$ 2.4483	\$ 2.3592	\$ 2.1595	\$ 2.4483	\$ 2.3592	\$ 2.1595
SHORT PLATE	\$ 1.9386	\$ 1.9741	\$ 1.9158	\$ 1.9386	\$ 1.9741	\$ 1.9158
FLANK	\$ 1.3874	\$ 1.4415	\$ 1.5741	\$ 1.3874	\$ 1.4415	\$ 1.5741















	USDA Choice	Canadian AAA			USDA Select	Canadian AA		
	This Week (CDN\$)	This Week	Last Week	Last Year	This Week (CDN\$)	This Week	Last Week	Last Year
Carcass Cutout	\$ 2.9004	\$ 2.7407	\$ 2.8582	\$ 2.6137	\$ 2.5683	\$ 2.4794	\$ 2.5219	\$ 2.4973
Load Count Totals		239.43	262.76	240.56				

AAA Product







	C\$	C\$(Last Wk)	C\$(Last Yr)	US\$	In C\$	Cdn-US Diff\$	Cdn Loads
Quebec Spec	n/a	n/a	n/a				
Semi-Boneless	+++	+++	+++	\$ 2.3045	\$ 3.0555	\$ 0.6845	0.13
Short Cut shoulder clod	+++	+++	+++	\$ 2.2140	\$ 2.9355	\$ -0.2555	0.01
Clod Heart	n/a	n/a	n/a	\$ 3.0421	\$ 4.0335		
Clod Tender	+++	+++	n/a	\$ 4.0088	\$ 5.3153	\$ -0.3053	0.01
2 Piece Boneless Chuck	n/a	n/a	n/a				
Chuck Roll	+++	+++	+++	\$ 2.7733	\$ 3.6771	\$ -0.0956	4.09
Chuck Roll 0x0	n/a	n/a	n/a				
Oven Ready Rib	+++	+++	+++				0.02
Bone-in Lipon Ribeye 17 up	n/a	n/a	n/a	\$ 7.0167	\$ 9.3034		
Bone-in Lipon Ribeye 17 dn	+++	+++	+++	\$ 7.0167	\$ 9.3034	\$ -0.6534	2.53
Boneless Lipon Ribeye 14 up	+++	+++	+++	\$ 8.0487	\$ 10.6718	\$ -0.5218	0.19
Boneless Lipon Ribeye 14 dn	n/a	n/a	n/a	\$ 8.0527	\$ 10.6771		
Back Ribs	n/a	n/a	+++	\$ 1.3791	\$ 1.8285		
Short Loin 1x0	\$ 7.5307	\$ 7.6825	\$ 6.7673	\$ 5.4269	\$ 7.1955	\$ 0.3352	0.26
Striploin 0x1 13up	\$ 8.3000	\$ 9.1835	\$ 6.6640	\$ 6.2411	\$ 8.2751	\$ 0.0249	6.89
Striploin 0x1 13dn	n/a	n/a	n/a	\$ 6.2411	\$ 8.2751		

Top Butt 13up	\$ 4.0811	\$ 4.1742	\$ 3.8241	\$ 2.8313		\$ 3.7540	\$ 0.3271	4.87
Top Butt 13dn	n/a	n/a	n/a	\$ 2.8313		\$ 3.7540		
PSMO Tenderloin	\$ 12.8384	\$ 13.1808	\$ 11.8558	\$ 10.0774		\$ 13.3616	\$ -0.5232	5.85
Butt Tenderloin	\$ 11.7644	\$ 12.1191	\$ 11.4795	\$ 9.6240		\$ 12.7605	\$ -0.9961	0.21
Boneless Round	n/a	n/a	n/a					
Inside Round 1"	n/a	n/a	n/a	\$ 2.2142		\$ 2.9358		
Inside Round	\$ 2.9297	\$ 3.0807	\$ 2.7892	\$ 2.2625		\$ 2.9998	\$ -0.0701	9.53
Outside Flat	\$ 3.3486	\$ 3.2667	\$ 2.7394	\$ 2.5242		\$ 3.3468	\$ 0.0018	2.72
Eye of round	\$ 3.5779	\$ 3.5818	\$ 3.2024	\$ 2.5779		\$ 3.4180	\$ 0.1599	4.07
Peeled Knuckle	+++	+++	+++	\$ 2.6062		\$ 3.4556	\$ 0.0544	6.02
Gooseneck	n/a	n/a	n/a	\$ 2.1817		\$ 2.8927		
AA Product								
	<u>C\$</u>	<u>C\$(Last Wk)</u>	<u>C\$(Last Yr)</u>	<u>US\$</u>		<u>In C\$</u>	<u>Cdn-US Diff\$</u>	<u>Cdn Loads</u>
Quebec Spec	n/a	n/a	n/a					
Semi-Boneless	n/a	n/a	n/a	\$ 2.2515		\$ 2.9853		
Short Cut shoulder clod	+++	+++	+++	\$ 2.2003		\$ 2.9174	\$ -0.2374	0.14
Clod Heart	n/a	n/a	n/a					
Clod Tender	+++	+++	+++	\$ 3.9579		\$ 5.2478	\$ -1.8778	0.22
2 Piece Boneless Chuck	n/a	n/a	n/a					
Chuck Roll	+++	+++	+++	\$ 2.4666		\$ 3.2705	\$ -0.0206	0.55
Chuck Roll 0x0	n/a	n/a	n/a					
Oven Ready Rib	n/a	n/a	n/a					
Bone-in Lipon Ribeye 17 up	+++	+++	+++	\$ 4.2540		\$ 5.6404	\$ 0.5941	1.28
Bone-in Lipon Ribeye 17 dn	+++	+++	+++	\$ 4.2540		\$ 5.6404	\$ 0.9586	5.33
Boneless Lipon Ribeye 14 up	+++	+++	+++	\$ 5.4417		\$ 7.2152	\$ -0.2070	0.60
Boneless Lipon Ribeye 14 dn	n/a	n/a	n/a	\$ 5.0868		\$ 6.7446		
Back Ribs	+++	+++	+++	\$ 1.3791		\$ 1.8285	\$ 1.7397	0.03
Short Loin 1x0	\$ 5.6119	\$ 5.8643	\$ 5.9820	\$ 3.7157		\$ 4.9266	\$ 0.6853	1.38
Striploin 0x1 13up	\$ 5.2232	\$ 5.6702	\$ 5.3424	\$ 3.8329		\$ 5.0820	\$ 0.1412	11.90
Striploin 0x1 13dn	n/a	n/a	n/a	\$ 3.8329		\$ 5.0820		
Top Butt 13up	\$ 3.4156	\$ 3.7890	\$ 3.7344	\$ 2.5856		\$ 3.4282	\$ -0.0126	9.97
Top Butt 13dn	n/a	n/a	n/a	\$ 2.5856		\$ 3.4282		
PSMO Tenderloin	\$ 11.2667	\$ 9.8155	\$ 11.4769	\$ 8.9521		\$ 11.8696	\$ -0.6029	6.68
Butt Tenderloin	\$ 11.1996	\$ 11.0621	\$ 11.1374	\$ 8.2508		\$ 10.9397	\$ 0.2599	0.28
Boneless Round	n/a	n/a	n/a					
Inside Round 1"	n/a	n/a	n/a	\$ 2.2488		\$ 2.9817		
Inside Round	\$ 3.0398	\$ 3.0822	\$ 2.7114	\$ 2.2255		\$ 2.9508	\$ 0.0890	21.09
Outside Flat	\$ 3.2782	\$ 3.1643	\$ 2.6960	\$ 2.4959		\$ 3.3093	\$ -0.0311	10.47
Eye of round	\$ 3.4790	\$ 3.4209	\$ 3.0771	\$ 2.4637		\$ 3.2666	\$ 0.2124	4.24
Peeled Knuckle	+++	+++	+++	\$ 2.5704		\$ 3.4081	\$ -0.0381	3.38
Gooseneck	+++	+++	n/a	\$ 2.0105		\$ 2.6657	\$ -0.2291	0.01







Thin Meats (AAA/AA)

	<u>C\$</u>	<u>C\$(Last Wk)</u>	<u>C\$(Last Yr)</u>	<u>US\$</u>		<u>In C\$</u>	<u>Cdn-US Diff\$</u>	<u>Cdn Loads</u>
Chuck Tender	\$ 3.0364	\$ 3.0134	\$ 2.7886	\$ 2.2962		\$ 3.0445	\$ -0.0081	5.01
Briskets 120	\$ 3.5680	\$ 3.4088	\$ 3.1429	\$ 2.5491		\$ 3.3799	\$ 0.1881	2.98
Bone-in Chuck Shortrib	\$ 3.9374	\$ 4.0718	\$ 4.9512	\$ 2.8818		\$ 3.8210	\$ 0.1164	6.10
Flat Iron	\$ 3.6640	\$ 3.5449	\$ 3.8127					0.62
Blademeat	\$ 3.2751	\$ 3.3219	\$ 3.6572	\$ 2.4019		\$ 3.1847	\$ 0.0904	6.26
Bone-in Shortrib	+++	+++	+++	\$ 4.5299		\$ 6.0062	\$ 0.7238	0.19
Outside Skirt	+++	+++	+++	\$ 5.8930		\$ 7.8135	\$ -1.1935	0.01
Inside Skirt	+++	+++	+++	\$ 4.1890		\$ 5.5542	\$ 0.3158	0.01
Flapmeat	+++	+++	+++	\$ 4.4809		\$ 5.9412	\$ -0.0112	0.49
Ball Tips	+++	+++	+++	\$ 2.2101		\$ 2.9304	\$ 0.0000	0.01
Tri Tips	+++	+++	+++	\$ 3.5140		\$ 4.6592	\$ 0.0000	0.01
Flank Steak	\$ 6.0863	\$ 6.2910	\$ 7.4095	\$ 4.6592		\$ 6.1776	\$ -0.0913	1.69
Pectoral Muscle	\$ 3.2433	\$ 3.2881	\$ 3.5910	\$ 2.4868		\$ 3.2972	\$ -0.0539	1.95
Lointails	+++	+++	+++					0.94

Trim (AAA & AA) (Fed)

	<u>C\$</u>	<u>C\$(Last Wk)</u>	<u>C\$(Last Yr)</u>	<u>US\$</u>		<u>In C\$</u>	<u>Cdn-US Diff\$</u>	<u>Cdn Loads</u>
Fresh 50% Lean Trimmings	\$ 0.9948	\$ 1.0521	\$ 0.9997	\$ 0.6874		\$ 0.9114	\$ 0.0834	35.64
Fresh 65% Lean Trimmings	\$ 1.7785	\$ 1.8321	\$ 1.4270	\$ 1.2584		\$ 1.6685	\$ 0.1100	11.61
Fresh 75% Lean Trimmings	+++	+++	+++					0.01
Fresh 81% Lean Trimmings	+++	+++						3.39
Fresh 85% Lean Trimmings	\$ 2.3639	\$ 2.7336	\$ 2.3188	\$ 2.0029		\$ 2.6556	\$ -0.2917	16.35
Shankmeat	+++	\$ 2.7336	\$ 2.3188					0.01

Ground Beef

	<u>C\$</u>	<u>C\$(Last Wk)</u>	<u>C\$(Last Yr)</u>	<u>US\$</u>		<u>In C\$</u>	<u>Cdn-US Diff\$</u>	<u>Cdn Loads</u>
Extra Lean Ground Beef	+++	+++	+++					3.02
Lean Ground Beef	+++	+++	+++					15.66
Medium Ground Beef	+++	+++	+++					0.25
Regular Ground Beef	+++	+++	+++					2.24
Ground Chuck	+++	+++	+++	\$ 1.9688		\$ 2.6104	\$ 0.0000	0.01
Ground Sirloin	+++	+++	+++	\$ 3.1088		\$ 4.1220	\$ 0.0000	0.01

+++ This is suppressed data that is used in the primal and cutout calculation.

Canfax tries to provide quality information, but we make no claims, promises, or guarantees about the accuracy, completeness or adequacy of the information. Canfax does not guarantee, and accepts no legal liability arising from or connected to, the accuracy, reliability or completeness of any material contained in our publications.