

## Canadian Boxed Beef Prices

The data used in the Canadian Boxed Beef Report is provided by the Agriculture and Agri-Food Canada (AAFC). It is based on negotiated prices and volume of boxed beef cuts and on average industry cutting yields. Values reflect CDN dollars per pound.

Week ending: Friday, January 10, 2020

Exchange Rate: 1.3079

	Canadian AAA			Canadian AA/A		
	This Week	Last Week	Last Year	This Week	Last Week	Last Year
CHUCK	\$ 2.2212	\$ 2.1463	\$ 2.2898	\$ 2.1946	\$ 1.9790	\$ 2.2073
RIB	\$ 4.2991	\$ 4.0683	\$ 4.4455	\$ 3.9373	\$ 3.8301	\$ 3.9876
LOIN	\$ 3.3770	\$ 3.0778	\$ 3.4944	\$ 3.2439	\$ 2.9350	\$ 3.3627
ROUND	\$ 2.3840	\$ 2.3392	\$ 2.2709	\$ 2.3514	\$ 2.2848	\$ 2.2565
BRISKET	\$ 2.4846	\$ 2.4773	\$ 2.5119	\$ 2.4846	\$ 2.4773	\$ 2.5119
SHORT PLATE	\$ 2.0091	\$ 1.2140	\$ 2.2815	\$ 2.0091	\$ 1.2140	\$ 2.2815
FLANK	\$ 1.4176	\$ 1.2200	\$ 1.4338	\$ 1.4176	\$ 1.2200	\$ 1.4338

	USDA Choice	Canadian AAA			USDA Select	Canadian AA		
	This Week (CDN\$)	This Week	Last Week	Last Year	This Week (CDN\$)	This Week	Last Week	Last Year
Carcass Cutout	\$ 2.7432	\$ 2.7112	\$ 2.5257	\$ 2.7692	\$ 2.7032	\$ 2.6265	\$ 2.4065	\$ 2.6613
Load Count Totals		105.26	129.30	185.46				















### AAA Product

	C\$	C\$(Last Wk)	C\$(Last Yr)	US\$	In C\$	Cdn-US Diff\$	Cdn Loads
Quebec Spec	n/a	n/a	n/a				
Semi-Boneless	+++	+++	+++	\$ 2.2728	\$ 2.9726	\$ 1.1174	0.01
Short Cut shoulder clod	+++	+++	+++	\$ 2.2661	\$ 2.9638	\$ 0.1662	0.01
Clod Heart	n/a	n/a	n/a	\$ 3.5877	\$ 4.6924		
Clod Tender	n/a	+++	+++	\$ 3.9086	\$ 5.1121		
2 Piece Boneless Chuck	n/a	n/a	n/a				
Chuck Roll	+++	+++	+++	\$ 2.7019	\$ 3.5338	\$ 0.1744	1.96
Chuck Roll 0x0	n/a	n/a	n/a				
Oven Ready Rib	+++	+++	+++				0.01
Bone-in Lipon Ribeye 17 up	n/a	n/a	n/a	\$ 6.3566	\$ 8.3138		
Bone-in Lipon Ribeye 17 dn	+++	+++	+++	\$ 6.3566	\$ 8.3138	\$ -0.1638	0.22
Boneless Lipon Ribeye 14 up	+++	+++	+++	\$ 6.9452	\$ 9.0836	\$ 0.1364	0.05
Boneless Lipon Ribeye 14 dn	n/a	n/a	n/a	\$ 7.3011	\$ 9.5491		
Back Ribs	n/a	n/a	+++	\$ 1.2219	\$ 1.5981		
Short Loin 1x0	\$ 6.4635	\$ 6.2192	\$ 6.3258	\$ 4.9128	\$ 6.4255	\$ 0.0380	0.13
Striploin 0x1 13up	\$ 6.3616	\$ 5.9949	\$ 6.7378	\$ 5.0394	\$ 6.5910	\$ -0.2294	3.63
Striploin 0x1 13dn	n/a	n/a	n/a	\$ 5.0394	\$ 6.5910		







Top Butt 13up	\$ 4.0270	\$ 3.4539	\$ 4.7200	\$ 2.8082		\$ 3.6728	\$ 0.3542	3.47
Top Butt 13dn	n/a	n/a	n/a	\$ 2.8082		\$ 3.6728		
PSMO Tenderloin	\$ 12.1299	\$ 10.7892	\$ 12.4521	\$ 9.9300		\$ 12.9874	\$ -0.8575	2.91
Butt Tenderloin	+++	+++	\$ 12.8108	\$ 9.9856		\$ 13.0602	\$ -0.0616	0.02
Boneless Round	n/a	n/a	n/a					
Inside Round 1"	n/a	n/a	n/a	\$ 2.1354		\$ 2.7929		
Inside Round	\$ 3.0624	\$ 2.8922	\$ 3.0399	\$ 2.2188		\$ 2.9020	\$ 0.1604	2.01
Outside Flat	\$ 3.3866	\$ 3.2236	\$ 3.0104	\$ 2.3708		\$ 3.1008	\$ 0.2858	0.81
Eye of round	\$ 3.5649	\$ 3.1746	\$ 3.5800	\$ 2.6413		\$ 3.4546	\$ 0.1103	2.89
Peeled Knuckle	+++	+++	+++	\$ 2.5909		\$ 3.3886	\$ 0.0914	2.29
Gooseneck	n/a	n/a	n/a	\$ 2.2264		\$ 2.9119		
<b>AA Product</b>								
	<u>C\$</u>	<u>C\$(Last Wk)</u>	<u>C\$(Last Yr)</u>	<u>US\$</u>		<u>In C\$</u>	<u>Cdn-US Diff\$</u>	<u>Cdn Loads</u>
Quebec Spec	n/a	n/a	n/a					
Semi-Boneless	n/a	n/a	n/a	\$ 2.2790		\$ 2.9807		
Short Cut shoulder clod	+++	+++	+++	\$ 2.3068		\$ 3.0171	\$ 0.1129	0.01
Clod Heart	n/a	n/a	n/a					
Clod Tender	+++	+++	+++	\$ 3.5582		\$ 4.6538	\$ -0.7938	0.24
2 Piece Boneless Chuck	n/a	n/a	n/a					
Chuck Roll	+++	+++	+++	\$ 2.6745		\$ 3.4980	\$ -0.0500	0.16
Chuck Roll 0x0	n/a	n/a	n/a					
Oven Ready Rib	n/a	n/a	+++					
Bone-in Lipon Ribeye 17 up	+++	+++	+++	\$ 6.4821		\$ 8.4779	\$ -1.3217	2.22
Bone-in Lipon Ribeye 17 dn	+++	+++	+++	\$ 6.4821		\$ 8.4779	\$ -1.2210	0.68
Boneless Lipon Ribeye 14 up	+++	+++	+++	\$ 7.0953		\$ 9.2799	\$ -1.3218	0.55
Boneless Lipon Ribeye 14 dn	n/a	n/a	n/a	\$ 6.6441		\$ 8.6898		
Back Ribs	+++	+++	+++	\$ 1.2219		\$ 1.5981	\$ 1.9019	0.13
Short Loin 1x0	\$ 5.5401	\$ 5.1539	\$ 5.8753	\$ 4.5092		\$ 5.8976	\$ -0.3575	0.39
Striploin 0x1 13up	\$ 5.9946	\$ 4.9455	\$ 6.3407	\$ 4.5762		\$ 5.9852	\$ 0.0094	1.72
Striploin 0x1 13dn	n/a	n/a	n/a	\$ 4.5762		\$ 5.9852		
Top Butt 13up	\$ 3.9860	\$ 3.8268	\$ 4.6392	\$ 2.8803		\$ 3.7671	\$ 0.2189	4.51
Top Butt 13dn	n/a	n/a	n/a	\$ 2.8803		\$ 3.7671		
PSMO Tenderloin	\$ 11.8917	\$ 10.8000	\$ 11.7519	\$ 10.1702		\$ 13.3016	\$ -1.4099	1.66
Butt Tenderloin	+++	+++	\$ 12.0377	\$ 9.2399		\$ 12.0849	\$ -0.2447	0.02
Boneless Round	n/a	n/a	n/a					
Inside Round 1"	n/a	n/a	n/a	\$ 2.2172		\$ 2.8999		
Inside Round	\$ 3.0500	\$ 2.8056	\$ 2.9787	\$ 2.2347		\$ 2.9228	\$ 0.1272	12.44
Outside Flat	\$ 3.3577	\$ 3.2552	\$ 2.9271	\$ 2.3844		\$ 3.1186	\$ 0.2391	3.06
Eye of round	\$ 3.5528	\$ 3.3942	\$ 3.5322	\$ 2.5945		\$ 3.3933	\$ 0.1595	0.62
Peeled Knuckle	+++	+++	+++	\$ 2.5651		\$ 3.3549	\$ -0.0949	0.19
Gooseneck	n/a	n/a	n/a	\$ 2.1435		\$ 2.8035		

---







**Thin Meats (AAA/AA)**

	<u>C\$</u>	<u>C\$(Last Wk)</u>	<u>C\$(Last Yr)</u>	<u>US\$</u>		<u>In C\$</u>	<u>Cdn-US Diff\$</u>	<u>Cdn Loads</u>
Chuck Tender	\$ 3.3048	\$ 3.2512	\$ 3.1433	\$ 2.5313		\$ 3.3107	\$ -0.0059	0.76
Briskets 120	\$ 3.6131	\$ 3.6583	\$ 3.6674	\$ 2.7857		\$ 3.6434	\$ -0.0303	1.55
Bone-in Chuck Shortrib	\$ 3.8109	\$ 3.2589	\$ 4.4573	\$ 2.8961		\$ 3.7878	\$ 0.0231	2.99
Flat Iron	\$ 3.8957	\$ 3.4789	\$ 4.2522					0.07
Blademeat	+++	\$ 2.8883	\$ 3.9339	\$ 2.4557		\$ 3.2118	\$ 0.0409	2.53
Bone-in Shortrib	+++	+++	+++	\$ 3.7594		\$ 4.9169	\$ 1.8231	0.08
Outside Skirt	+++	+++	+++	\$ 5.9354		\$ 7.7629	\$ -0.0001	0.01
Inside Skirt	+++	n/a	+++	\$ 4.3168		\$ 5.6459	\$ 0.1341	0.03
Flapmeat	+++	+++	+++	\$ 4.6046		\$ 6.0224	\$ -0.0224	1.01
Ball Tips	+++	+++	+++	\$ 2.3389		\$ 3.0590	\$ 0.0000	0.01
Tri Tips	+++	+++	+++	\$ 3.5595		\$ 4.6555	\$ -0.0001	0.01
Flank Steak	\$ 6.1790	\$ 5.5290	\$ 6.3428	\$ 4.8408		\$ 6.3313	\$ -0.1523	0.52
Pectoral Muscle	\$ 3.2110	\$ 2.9507	\$ 3.8003	\$ 2.4701		\$ 3.2306	\$ -0.0196	4.55
Lointails	+++	n/a	+++					0.23

**Trim (AAA & AA) (Fed)**

	<u>C\$</u>	<u>C\$(Last Wk)</u>	<u>C\$(Last Yr)</u>	<u>US\$</u>		<u>In C\$</u>	<u>Cdn-US Diff\$</u>	<u>Cdn Loads</u>
Fresh 50% Lean Trimmings	\$ 1.0548	\$ 0.7493	\$ 1.0099	\$ 0.6675		\$ 0.8730	\$ 0.1818	14.33
Fresh 65% Lean Trimmings	\$ 1.6574	\$ 1.3242	\$ 1.8922	\$ 1.3510		\$ 1.7670	\$ -0.1096	14.31
Fresh 75% Lean Trimmings	+++	+++	+++					0.01
Fresh 81% Lean Trimmings	+++	+++	+++	\$ 1.6850		\$ 2.2038	\$ 0.3984	2.65
Fresh 85% Lean Trimmings	\$ 2.8571	\$ 2.7649	\$ 2.4185					5.63
Shankmeat	+++	+++	\$ 2.4185					0.01

**Ground Beef**

	<u>C\$</u>	<u>C\$(Last Wk)</u>	<u>C\$(Last Yr)</u>	<u>US\$</u>		<u>In C\$</u>	<u>Cdn-US Diff\$</u>	<u>Cdn Loads</u>
Extra Lean Ground Beef	+++	+++	+++					3.09
Lean Ground Beef	+++	+++	+++					0.75
Medium Ground Beef	+++	+++	+++					0.03
Regular Ground Beef	+++	+++	+++					1.07
Ground Chuck	+++	+++	+++					0.01
Ground Sirloin	+++	+++	+++	\$ 3.1967		\$ 4.1810	\$ -0.0001	0.01

---

+++ This is suppressed data that is used in the primal and cutout calculation.

Canfax tries to provide quality information, but we make no claims, promises, or guarantees about the accuracy, completeness or adequacy of the information. Canfax does not guarantee, and accepts no legal liability arising from or connected to, the accuracy, reliability or completeness of any material contained in our publications.