



The data used in the Canadian Boxed Beef Report is provided by the Canadian Meat Council (CMC). It is based on negotiated prices and volume of boxed beef cuts and on average industry cutting yields. Values reflect CDN dollars per pound.





## Canadian Boxed Beef Prices

Week ending Friday, November 28, 2008 Exchange Rate: 1.2302

	Canada AAA			Canada AA/A				
	This Week	Last Week	Last Year	This Week	Last Week	Last Year		
<b>Primal Chucks</b>	\$1.3246	\$1.3640	\$1.0054	\$1.3261	\$1.3596	\$1.0160		
<b>Primal Ribs</b>	\$3.1416	\$3.1638	\$2.4319	\$3.0219	\$2.8015	\$2.1739		
<b>Primal Loins</b>	\$2.8428	\$2.8252	\$2.7166	\$2.7468	\$2.6784	\$2.4364		
<b>Primal Rounds</b>	\$1.6089	\$1.6125	\$1.1841	\$1.6217	\$1.6282	\$1.2074		
<b>Primal Shank</b>	\$1.1556	\$1.1556	\$0.9701	\$1.1556	\$1.1556	\$0.9701		
<b>Primal Full Plate</b>	\$1.0306	\$1.0923	\$0.6886	\$1.0306	\$1.0923	\$0.6886		
<b>Primal Flank</b>	\$1.6942	\$1.6990	\$1.2316	\$1.6942	\$1.6990	\$1.2316		
	USDA Choice	Canada AAA			USDA Select	Canada AA/A		
	This Week (CDN\$)	This Week	Last Week	Last Year	This Week (CDN\$)	This Week	Last Week	Last Year
<b>Carcass CutOut</b>	<b>\$1.8847</b>	<b>\$1.8380</b>	<b>\$1.8566</b>	<b>\$1.4897</b>	<b>\$1.7586</b>	<b>\$1.8105</b>	<b>\$1.7932</b>	<b>\$1.4147</b>
<b>Load Count Totals</b>		<b>326.25</b>	<b>337.92</b>	<b>311.19</b>				

AAA Product	C\$	C\$ (last week)	C\$ (last year)	US \$	In C \$	CDN-US Diff	\$ Loads
Quebec Spec	n/a	n/a	n/a				
2 Piece Boneless Chuck	n/a	n/a	n/a	\$1.4533	\$1.7878		
Chuck Roll	\$2.0432	\$2.1123	\$1.6800	\$1.5973	\$1.9650	\$0.0782	0.5
Short Cut shoulder clod	\$2.2042	\$2.2380	\$1.4900	\$1.6637	\$2.0467	\$0.1575	0.3
Boneless Lipon Ribeye 14 dn	\$7.3060	\$7.4181	\$6.1700	\$7.0139	\$8.6285	(\$1.3225)	0.2
Boneless Lipon Ribeye 14 up	\$6.0290	\$6.0517	\$5.1400	\$6.8498	\$8.4266	(\$2.3976)	1.01
Bone-in Lipon Ribeye 17 up	\$6.0458	\$6.1852	\$5.1600	\$5.8989	\$7.2568	(\$1.2110)	3.1
Bone-in Lipon Ribeye 17 dn	\$6.6868	\$6.7894	\$5.7700	\$5.8989	\$7.2568	(\$0.5700)	0.1
Back Ribs	n/a	n/a	n/a	\$0.4755	\$0.5850		
Oven Ready Rib	\$3.5200	\$3.5200	\$3.6100	\$4.4644	\$5.4921	(\$1.9721)	0.01
Striploin 0x1 13up	\$4.8857	\$4.9953	\$4.7500	\$3.8153	\$4.6936	\$0.1921	4.32
Striploin 0x1 13dn	\$5.4179	\$5.7262	\$5.3400	\$3.8153	\$4.6936	\$0.7243	0.85
Top Butt 13up	\$2.5948	\$2.5638	\$2.4200	\$1.8352	\$2.2577	\$0.3371	8.4
Top Butt 13dn	\$2.5948	\$2.5638	\$2.4200	\$1.8352	\$2.2577	\$0.3371	0.01

PSMO Tenderloin	\$9.2844	\$9.0652	\$9.8200	\$9.5502		\$11.7487	(\$2.4643)	2.96
Butt Tenderloin	\$9.9025	\$9.9849	\$10.6700	\$8.4297		\$10.3702	(\$0.4677)	0.2
Short Loin 1x0	\$4.8527	\$4.7238	\$4.8200	\$3.6121		\$4.4436	\$0.4091	1.63
Inside Round	\$2.1524	\$2.1626	\$1.6700	\$1.5962		\$1.9636	\$0.1888	3.7
Outside Flat	\$2.4334	\$2.3730	\$1.6200	\$1.9733		\$2.4276	\$0.0058	6.6
Eye of round	\$2.5926	\$2.6083	\$1.9700	\$2.0471		\$2.5183	\$0.0743	3.9
Peeled Knuckle	\$2.4527	\$2.4665	\$1.7600	\$1.9216		\$2.3640	\$0.0887	6.4
Inside Round 1"	n/a	n/a	n/a	\$1.5437		\$1.8991		
Boneless Round	n/a	n/a	n/a	\$1.7541		\$2.1579		
<b>AA/A Product</b>	<b>C\$</b>	<b>C\$</b>	<b>C\$</b>	<b>US \$</b>		<b>In C \$</b>	<b>CDN-US Diff \$</b>	<b>Loads</b>
		<b>(last week)</b>	<b>(last year)</b>					
Quebec Spec	\$1.5030	\$1.5501	\$1.2200					16.31
2 Piece Boneless Chuck	\$1.7336	\$1.7979	\$1.4300	\$1.5019		\$1.8476	(\$0.1140)	2.7
Chuck Roll	\$2.0367	\$2.1014	\$1.5600	\$1.5926		\$1.9592	\$0.0775	21.32
Short Cut shoulder clod	\$1.9361	\$1.8963	\$1.2300	\$1.6555		\$2.0366	(\$0.1005)	16.65
Boneless Lipon Ribeye 14 dn	\$5.3794	\$6.4100	\$5.5900	\$5.5947		\$6.8826	(\$1.5032)	0.25
Boneless Lipon Ribeye 14 up	\$6.2171	\$5.7088	\$4.7600	\$5.3490		\$6.5803	(\$0.3632)	2.66
Bone-in Lipon Ribeye 17 up	\$5.6150	\$5.2036	\$4.2900	\$4.2619		\$5.2430	\$0.3720	8.81
Bone-in Lipon Ribeye 17 dn	\$5.5748	\$4.7572	\$4.5100	\$4.2619		\$5.2430	\$0.3318	1
Back Ribs	\$0.5660	\$0.5680	\$0.3100	\$0.4755		\$0.5850	(\$0.0190)	2.03
Oven Ready Rib	\$4.5388	\$4.2999	\$3.2700					1.37
Striploin 0x1 13up	\$4.7077	\$4.7141	\$4.1300	\$3.5407		\$4.3558	\$0.3519	4.82
Striploin 0x1 13dn	\$5.2409	\$5.0115	\$4.6700	\$3.5407		\$4.3558	\$0.8851	0.52
Top Butt 13up	\$2.5216	\$2.4536	\$2.2700	\$1.7403		\$2.1409	\$0.3807	12.1
Top Butt 13dn	\$2.6438	\$2.4900	\$2.4600	\$1.7403		\$2.1409	\$0.5029	0.29
PSMO Tenderloin	\$8.4480	\$8.3171	\$8.6800	\$7.8347		\$9.6382	(\$1.1902)	2.18
Butt Tenderloin	\$9.1352	\$8.8357	\$8.5800	\$6.7372		\$8.2881	\$0.8471	0.31
Short Loin 1x0	\$4.7326	\$4.5327	\$4.0600	\$3.5501		\$4.3673	\$0.3653	3.35
Inside Round	\$2.1091	\$2.1284	\$1.7200	\$1.6327		\$2.0085	\$0.1006	10.1
Outside Flat	\$2.4101	\$2.3795	\$1.6300	\$2.0327		\$2.5006	(\$0.0905)	9.8
Eye of round	\$2.6607	\$2.6541	\$1.9800	\$2.0007		\$2.4613	\$0.1994	4.36
Peeled Knuckle	\$2.5077	\$2.5175	\$1.8100	\$1.9516		\$2.4009	\$0.1068	6
Inside Round 1"	\$1.9394	\$1.9402	\$1.5200	\$1.5130		\$1.8613	\$0.0781	4.8
Boneless Round	\$2.2958	\$2.2877	\$1.6800	\$1.7271		\$2.1247	\$0.1711	4.25
<b>Thin Meats (AAA &amp; AA/A)</b>	<b>C\$</b>	<b>C\$</b>	<b>C\$</b>	<b>US \$</b>		<b>In C \$</b>	<b>CDN-US Diff \$</b>	<b>Loads</b>
		<b>(last week)</b>	<b>(last year)</b>					
Briskets 120	\$1.7070	\$1.7247	\$1.3200	\$1.4106		\$1.7353	(\$0.0283)	24.06
Flank Steak	\$4.3562	\$4.4131	\$3.1700	\$3.7799		\$4.6500	(\$0.2938)	2.26

Blademeat	\$2.5861	\$2.6338	\$1.8100	\$2.0889		\$2.5698	\$0.0163	6.9
Pectoral Muscle	\$2.9027	\$2.8597	\$1.9500	\$2.3930		\$2.9439	(\$0.0412)	2.95
Inside Skirt	\$3.0127	\$3.0218	\$2.5200	\$2.3068		\$2.8378	\$0.1749	6.74
Outside Skirt	\$3.6394	\$5.3580	\$2.8100	\$2.8354		\$3.4881	\$0.1513	0.8
Ball Tips	\$2.1408	\$2.1609	\$1.7800	\$1.9067		\$2.3456	(\$0.2048)	5
Flat Iron	\$2.5137	\$2.7503	\$2.0400					0.5
Flapmeat	\$3.3723	\$3.2874	\$2.8500	\$2.7938		\$3.4369	(\$0.0646)	4.1
Bone-in Shortrib	\$3.0958	\$3.0433	\$1.9600	\$1.6390		\$2.0163	\$1.0795	3.65
Bone-in Chuck Shortrib	\$1.6888	\$1.8170	\$1.1600	\$1.5332		\$1.8861	(\$0.1973)	2.3
Lointails	\$2.1932	\$2.2361	\$1.5600					2.58
Tri Tips	\$2.6134	\$2.8758	\$2.4000	\$2.8032		\$3.4485	(\$0.8351)	4.05
Chuck Tender	\$2.3951	\$2.4242	\$1.5800	\$1.9170		\$2.3583	\$0.0368	4.4
<b>Trim (AAA &amp; AA/A)</b>	<b>C\$</b>	<b>C\$</b>	<b>C\$</b>	<b>US \$</b>		<b>In C \$</b>	<b>CDN-US Diff \$</b>	<b>Loads</b>
<b>(Fed)</b>		<b>(last week)</b>	<b>(last year)</b>					
Fresh 50% Lean Trimmings	\$0.8690	\$0.9158	\$0.4300	\$0.7351		\$0.9043	(\$0.0353)	31.95
Fresh 65% Lean Trimmings	\$1.1536	\$1.1670	\$0.5700					13.5
Fresh 75% Lean Trimmings	\$1.2580	\$1.2174	\$0.7900					12.2
Fresh 85% Lean Trimmings	\$1.6074	\$1.6573	\$1.3200	\$1.2326		\$1.5163	\$0.0911	18.06
Shankmeat	\$1.8500	\$1.8500	\$1.5500					0.08

CanFax tries to provide quality information, but we make no claims, promises, or guarantees about the accuracy, completeness, or adequacy of the information. CanFax does not guarantee, and accepts no legal liability arising from or connected to, the accuracy, reliability, or completeness of any material contained in our publications.