



Canadian Boxed Beef Prices











































The data used in the Canadian Boxed Beef Report is provided by the Canadian Meat Council (CMC). It is based on negotiated prices and volume of boxed beef cuts and on average industry cutting yields. Values reflect CDN dollars per pound.

Week ending Friday, July 24, 2009 Exchange Rate: 1.0865

| | Canada AAA | | | Canada AA/A | | |
|------------|------------|-----------|-----------|-------------|-----------|-----------|
| | This Week | Last Week | Last Year | This Week | Last Week | Last Year |
| Chucks | \$1.0951 | \$1.1341 | \$1.2402 | \$1.1606 | \$1.1690 | \$1.1822 |
| Ribs | \$2.5059 | \$2.5007 | \$2.7670 | \$2.4388 | \$2.5491 | \$2.6336 |
| Loins | \$2.8658 | \$3.0238 | \$3.1706 | \$2.7625 | \$2.5792 | \$2.9650 |
| Rounds | \$1.2467 | \$1.2410 | \$1.4355 | \$1.2361 | \$1.2608 | \$1.4258 |
| Shank | \$0.8440 | \$0.9113 | \$1.0567 | \$0.8440 | \$0.9113 | \$1.0567 |
| Full Plate | \$0.9245 | \$0.9335 | \$0.9372 | \$0.9245 | \$0.9335 | \$0.9372 |
| Flank | \$1.5971 | \$1.6482 | \$1.4885 | \$1.5971 | \$1.6482 | \$1.4885 |

| | USDA Choice | Canada AAA | | | USDA Selec Canada AA/A | | | |
|----------------|-------------------|------------|-----------|-----------|------------------------|-----------|-----------|-----------|
| | This Week (CDN\$) | This Week | Last Week | Last Year | This Week (CDN\$) | This Week | Last Week | Last Year |
| Carcass CutOut | \$1.5369 | \$1.6012 | \$1.6455 | \$1.7747 | \$1.4689 | \$1.5897 | \$1.5800 | \$1.7038 |
| Load Count | | 397.65 | 335.58 | 257.87 | | | | |
| Totals | | | | | | | | |

| AAA Product | C\$ | C\$ (Last Week) | C\$ (Last Year) | US\$ | In C\$ | CDN - US Diff\$ | Loads |
|-----------------------------|----------|-----------------|-----------------|----------|--------|-----------------|------------------|
| Quebec Spec | n/a | n/a | n/a | | | | |
| 2 Piece Boneless Chuck | n/a | n/a | n/a | \$1.4253 | | \$1.5486 | |
| Chuck Roll | \$1.7804 | \$1.8586 | \$1.8984 | \$1.6715 | | \$1.8161 | (\$0.0357) 11.56 |
| Short Cut shoulder clod | \$1.7020 | \$1.6995 | \$2.0398 | \$1.4796 | | \$1.6076 | \$0.0944 1.64 |
| Boneless Lipon Ribeye 14 dn | \$5.4550 | \$5.6275 | \$5.7559 | \$5.3230 | | \$5.7834 | (\$0.3284) 0.35 |
| Boneless Lipon Ribeye 14 up | \$5.7756 | \$6.5079 | \$5.7559 | \$5.2682 | | \$5.7239 | \$0.0517 1.21 |
| Bone-in Lipon Ribeye 17 up | \$4.6248 | \$4.5903 | \$4.9985 | \$4.6219 | | \$5.0217 | (\$0.3969) 9.13 |
| Bone-in Lipon Ribeye 17 dn | \$5.0841 | \$5.0985 | \$5.1500 | \$4.6219 | | \$5.0217 | \$0.0624 0.32 |
| Back Ribs | n/a | n/a | n/a | \$0.8974 | | \$0.9750 | |
| Oven Ready Rib | \$4.0367 | \$4.1081 | \$4.2412 | | | | 0.77 |
| Striploin 0x1 13up | \$5.5241 | \$5.8108 | \$6.0588 | \$4.7257 | | \$5.1345 | \$0.3896 6.72 |
| Striploin 0x1 13dn | \$6.7097 | \$7.0344 | \$6.6166 | \$4.7257 | | \$5.1345 | \$1.5752 0.30 |
| Top Butt 13up | \$2.7374 | \$2.8801 | \$3.3037 | \$2.2564 | | \$2.4516 | \$0.2858 10.30 |
| Top Butt 13dn | \$2.7374 | \$2.8801 | \$3.3037 | \$2.2564 | | \$2.4516 | \$0.2858 0.01 |
| PSMO Tenderloin | \$8.4064 | \$8.4686 | \$8.3844 | \$7.4647 | | \$8.1104 | \$0.2960 5.55 |
| Butt Tenderloin | \$8.0914 | \$8.2500 | \$8.7475 | \$7.5362 | | \$8.1881 | (\$0.0967) 0.90 |
| Short Loin 1x0 | \$5.0025 | \$5.6849 | \$5.8286 | \$4.2367 | | \$4.6032 | \$0.3993 1.46 |
| Inside Round | \$1.7834 | \$1.7136 | \$2.1206 | \$1.5001 | | \$1.6299 | \$0.1535 23.27 |
| Outside Flat | \$1.6616 | \$1.6650 | \$1.9186 | \$1.4667 | | \$1.5936 | \$0.0680 8.41 |
| Eye of round | \$1.9383 | \$1.9611 | \$2.2014 | \$1.6574 | | \$1.8008 | \$0.1375 3.48 |
| Peeled Knuckle | \$1.8577 | \$1.8380 | \$2.0398 | \$1.6763 | | \$1.8213 | \$0.0364 6.10 |
| Inside Round 1" | n/a | n/a | n/a | \$1.3978 | | \$1.5187 | |
| Boneless Round | n/a | n/a | n/a | \$1.4361 | | \$1.5603 | |

| AA/A Product | C\$ | C\$ (Last Week) | C\$ (Last Year) | US\$ | In C\$ | CDN - US Diff\$ | Loads | |
|------------------------------------|------------|------------------------|------------------------|-------------|---|-----------------|------------------------|--------------|
| Quebec Spec | \$1.3482 | \$1.3077 | \$1.5500 | |  | | 10.49 | |
| 2 Piece Boneless Chuck | \$1.5719 | \$1.5665 | \$1.6661 | \$1.4049 |  | \$1.5264 | \$0.0455 | 5.17 |
| Chuck Roll | \$1.7898 | \$1.8312 | \$1.8216 | \$1.6624 |  | \$1.8062 | (\$0.0164) | 17.84 |
| Short Cut shoulder clod | \$1.7519 | \$1.7590 | \$1.5959 | \$1.5016 |  | \$1.6315 | \$0.1204 | 2.79 |
| Boneless Lipon Ribeye 14 dn | \$5.5444 | \$5.5274 | \$6.2800 | \$4.9307 |  | \$5.3572 | \$0.1872 | 0.01 |
| Boneless Lipon Ribeye 14 up | \$5.5444 | \$5.5274 | \$5.7751 | \$4.6974 |  | \$5.1037 | \$0.4407 | 1.54 |
| Bone-in Lipon Ribeye 17 up | \$4.6290 | \$4.7708 | \$4.7174 | \$4.1368 |  | \$4.4946 | \$0.1344 | 9.29 |
| Bone-in Lipon Ribeye 17 dn | \$4.9422 | \$4.9972 | \$5.1700 | \$4.1368 |  | \$4.4946 | \$0.4476 | 0.40 |
| Back Ribs | \$0.8054 | \$0.9195 | \$0.9292 | \$0.8974 |  | \$0.9750 | (\$0.1696) | 1.50 |
| Oven Ready Rib | \$3.5110 | \$3.4593 | \$4.0507 | |  | | | 9.36 |
| Striploin 0x1 13up | \$4.8370 | \$4.9239 | \$5.5196 | \$3.9458 |  | \$4.2871 | \$0.5499 | 6.51 |
| Striploin 0x1 13dn | \$5.3459 | \$5.5150 | \$5.8100 | \$3.9458 |  | \$4.2871 | \$1.0588 | 0.81 |
| Top Butt 13up | \$2.4564 | \$2.3873 | \$3.0646 | \$2.1198 |  | \$2.3032 | \$0.1532 | 10.99 |
| Top Butt 13dn | \$2.6511 | \$2.7350 | \$3.3121 | \$2.1198 |  | \$2.3032 | \$0.3479 | 0.07 |
| PSMO Tenderloin | \$7.0214 | \$7.1626 | \$7.6513 | \$6.5053 |  | \$7.0680 | (\$0.0466) | 2.70 |
| Butt Tenderloin | \$7.0610 | \$7.1225 | \$7.9763 | \$6.3527 |  | \$6.9022 | \$0.1588 | 1.49 |
| Short Loin 1x0 | \$5.4361 | \$4.5628 | \$5.3569 | \$3.9089 |  | \$4.2470 | \$1.1891 | 8.47 |
| Inside Round | \$1.7218 | \$1.6866 | \$2.0668 | \$1.4867 |  | \$1.6153 | \$0.1065 | 15.36 |
| Outside Flat | \$1.6365 | \$1.6892 | \$1.8910 | \$1.4649 |  | \$1.5916 | \$0.0449 | 6.14 |
| Eye of round | \$2.0029 | \$2.0729 | \$2.0526 | \$1.6793 |  | \$1.8246 | \$0.1783 | 2.90 |
| Peeled Knuckle | \$1.8153 | \$1.8712 | \$1.9147 | \$1.6807 |  | \$1.8261 | (\$0.0108) | 6.76 |
| Inside Round 1" | \$1.6350 | \$1.6207 | \$2.0114 | \$1.4006 |  | \$1.5218 | \$0.1132 | 6.73 |
| Boneless Round | \$1.6583 | \$1.6964 | \$2.0838 | \$1.4201 |  | \$1.5429 | \$0.1154 | 0.08 |
| Thin Meats (AAA & AA/A) | C\$ | C\$ (Last Week) | C\$ (Last Year) | US\$ | | In C\$ | CDN - US Diff\$ | Loads |
| Briskets 120 | \$1.6454 | \$1.6793 | \$1.3849 | \$1.4582 |  | \$1.5843 | \$0.0611 | 16.66 |
| Flank Steak | \$3.4729 | \$3.4023 | \$3.4680 | \$3.4786 |  | \$3.7795 | (\$0.3066) | 3.99 |
| Blademeat | \$1.8089 | \$1.8567 | \$1.9481 | \$1.6553 |  | \$1.7985 | \$0.0104 | 10.26 |
| Pectoral Muscle | \$1.9202 | \$1.9359 | \$2.1826 | \$1.7101 |  | \$1.8580 | \$0.0622 | 2.51 |
| Inside Skirt | \$2.8121 | \$2.9771 | \$2.7950 | \$2.6296 |  | \$2.8571 | (\$0.0450) | 7.20 |
| Outside Skirt | \$2.9513 | \$2.8853 | \$3.4890 | \$2.7911 |  | \$3.0325 | (\$0.0812) | 1.26 |
| Ball Tips | \$1.9202 | \$1.9809 | \$2.0514 | \$2.0349 |  | \$2.2109 | (\$0.2907) | 4.51 |
| Flat Iron | \$2.2147 | \$2.1947 | \$2.3678 | |  | | | 0.85 |
| Flapmeat | \$3.9526 | \$4.1589 | \$3.0653 | \$3.8282 |  | \$4.1593 | (\$0.2067) | 5.84 |
| Bone-in Shortrib | \$2.4591 | \$2.5183 | \$2.4671 | \$2.0023 |  | \$2.1755 | \$0.2836 | 4.50 |
| Bone-in Chuck Shortrib | \$1.7361 | \$1.7264 | \$1.8176 | \$1.5460 |  | \$1.6797 | \$0.0564 | 5.97 |
| Lointails | \$1.7238 | \$1.9134 | \$1.8062 | |  | | | 2.76 |
| Tri Tips | \$2.6558 | \$2.6418 | \$2.4368 | \$3.4371 |  | \$3.7344 | (\$1.0786) | 3.56 |
| Chuck Tender | \$1.5983 | \$1.6785 | \$1.9765 | \$1.4956 |  | \$1.6250 | (\$0.0267) | 6.23 |
| Trim (AAA & AA/A) (Fed) | C\$ | C\$ (Last Week) | C\$ (Last Year) | US\$ | | In C\$ | CDN - US Diff\$ | Loads |
| Fresh 50% Lean Trimmings | \$0.7354 | \$0.7263 | \$0.9026 | \$0.7335 |  | \$0.7969 | (\$0.0615) | 34.28 |
| Fresh 65% Lean Trimmings | \$0.9798 | \$0.9709 | \$1.0866 | |  | | | 24.81 |
| Fresh 75% Lean Trimmings | \$1.3255 | \$1.3251 | \$1.1885 | |  | | | 32.27 |
| Fresh 85% Lean Trimmings | \$1.3462 | \$1.4549 | \$1.5809 | \$1.2758 |  | \$1.3862 | (\$0.0400) | 11.30 |
| Shankmeat | \$1.3462 | \$1.4549 | \$1.6900 | |  | | | 0.01 |

CanFax tries to provide quality information, but we make no claims, promises, or guarantees about the accuracy, completeness, or adequacy of the information. CanFax does not guarantee, and accepts no legal liability arising from or connected to, the accuracy, reliability, or completeness of any material contained in our publications.